

# **C24\_CURRICULUM**

## **DIPLOMA IN COMPUTER SCIENCE & ENGINEERING**



**OFFEREDBY**

**STATE BOARD OF TECHNICAL  
EDUCATION & TRAINING, TELANGANA:  
HYDERABAD**

## I-SEMESTER

Sl. No.	Course Code	Course Name	Teaching Scheme					Examination Scheme						
			Instruction periods per week			Total Periods per semester	Credits	Continuous internal evaluation			Semester end examination			
			L	T	P			Mid sem. I	Mid sem. II	Internal evaluation	Max. Marks	Min. Marks	Total marks	Min. marks for passing including internal
1	HU-101	Basic English	4	1	0	75	2.5	20	20	20	40	14	100	End Marks shall be $\geq 35\%$ of Topper Marks and Subject Total Shall be $\geq$ D-Hybrid Grade Minimum
2	SC-102	Basic Engineering Mathematics	4	1	0	75	2.5	20	20	20	40	14	100	
3	SC-103	Basic Physics	4	1	0	75	2.5	20	20	20	40	14	100	
4	SC-104	General Engineering Chemistry	4	1	0	75	2.5	20	20	20	40	14	100	
5	CS-105	Computer Fundamentals & Hardware	4	1	0	75	2.5	20	20	20	40	14	100	
6	CS-106	Basic Electrical And Electronics Engineering	4	1	0	75	2.5	20	20	20	40	14	100	
7	ME-107	Engineering Drawing-I	1	0	2	45	1.25	20	20	20	40	20	100	End Marks shall be $\geq 50\%$ of Topper Marks and Subject Total Shall be $\geq$ D-Hybrid Grade Minimum
8	CS-108	Computer Hardware & Maintenance Lab	1	0	2	45	1.25	20	20	20	40	20	100	
9	SC-109	Basic Science Lab	1	0	2	45	1.25	20	20	20	40	20	100	
10	CS-110	Computer Fundamentals Lab	1	0	2	45	1.25	20	20	20	40	20	100	
Total			28	6	8	630	20	200	200	200	400	164	1000	

## HU-101-BASIC ENGLISH

Course Title	Basic English	Course Code	HU-101
Semester	I	Course Group	Foundation
Teaching Scheme in Minutes (L:T)	3: 2	Credits	2.5
Methodology	Communicative Language Teaching + Assignments	Total Contact Hours	75
CIE	60 Marks	SEE	40 Marks

**Prerequisites:** Basic knowledge of English Language

### COURSE CONTENTS

#### MODULE 1: VOCABULARY THROUGH READING - I

**Duration: 15 Periods (L 9 P 6)**

##### 1. How to Learn a New Word

- Spelling, pronunciation, syllabification, word class, inflections and the other forms of the word
- Meanings, usage, derivatives, phrasal verbs, idiomatic expressions and context for using the word
- Compound words, etymology, synonyms, antonyms and collocations.

##### 2. Synonyms, Antonyms and One-Word Substitutes

##### 3. Reading – I

- Purpose of Reading
- Types of Reading
- Types of Paragraphs and Questions (Factual, Inferential, Vocabulary-based and Experiential)

##### 4. Reading – II

Passages on Innovation, Science and Technology, History, Biography, Travel Writing, Nature Writing, Journal, Story, Process, Cause and Effect, Problem Solution, Evaluation of ideas, Reasons and Conclusion, etc.

## **MODULE 2: SPEAKING - 1**

**Duration: 10 Periods (L 6 P 4)**

1. Need for English
2. Classroom English
3. Expressing Likes and Dislikes
4. Expressing Feelings

## **MODULE 3: GRAMMAR - I**

**Duration: 15 Periods (L 9 P 6)**

1. Basic Sentence Structures
2. Tenses-I
3. Tenses-II
4. Voice

## **MODULE 4: SPEAKING – II**

**Duration: 10 Periods (L 6 P 4)**

1. Introducing Oneself
2. Talking about daily routine
3. Fixing, Cancelling and Rescheduling Appointments
4. Extending, Accepting and Declining Invitations

## **MODULE 5: GRAMMAR - II**

**Duration: 15 Periods (L 9 P 6)**

1. Adjectives
2. Prepositions
3. Asking Questions –I
4. Asking Questions - II

## **MODULE 6: WRITING - I**

**Duration: 10 Periods (L 6 P 4)**

1. Paragraph Writing – I
2. Paragraph Writing – II
3. Letter Writing – I
4. Letter Writing – II

## COURSE OUTCOMES

<b>COs</b>	At the end of the course, the students will have the ability to:
<b>CO 1</b>	Apply newly acquired vocabulary in contextually relevant scenarios, analyze provided passages for comprehension and formulate responses accordingly.
<b>CO 2</b>	Recall the uses of English, construct the frequently used sentences in classroom and express their likes, dislikes and feelings in different contexts.
<b>CO 3</b>	Construct various forms of sentence structures correctly and use different forms of tenses and suitable voice in various contexts.
<b>CO 4</b>	Introduce oneself, discuss one's daily routine, fix appointments and extend invitations.
<b>CO 5</b>	Describe objects using suitable adjectives, select the appropriate prepositions for different contexts and ask dichotomous and informative questions.
<b>CO 6</b>	Convey ideas in the form of paragraphs and compose formal and informal letters.

## CO-PO Matrix

<b>CO</b>	<b>PO 1</b>	<b>PO 2</b>	<b>PO 3</b>	<b>PO 4</b>	<b>PO 5</b>	<b>PO 6</b>	<b>PO 7</b>	<b>Mapping POs</b>
<b>CO 1</b>	-	-	-	-	2	2	2	5, 6 and 7
<b>CO 2</b>	-	-	-	-	2	2	2	5, 6 and 7
<b>CO 3</b>	-	-	-	-	1	3	2	5, 6 and 7
<b>CO 4</b>	-	-	-	-	2	2	3	5, 6 and 7
<b>CO 5</b>	-	-	-	-	1	2	3	5, 6 and 7
<b>CO 6</b>	-	-	-	-	2	2	3	5, 6 and 7

### CONTINUOUS INTERNAL EVALUATION (CIE)

Test	Modules	Marks	Pattern
<b>Mid - I</b>	1. Vocabulary Through Reading - I 2. Speaking- I	20	Part A: 4 short answer questions Part B: 2 short essay questions with internal choice Part C: 2 essay questions with internal choice
<b>Mid - II</b>	1. Grammar – I 2. Speaking- II	20	Part A: 4 short answer questions Part B: 2 short essay questions with internal choice Part C: 2 essay questions with internal choice
<b>Slip Test - I</b>	1. Vocabulary Through Reading - I 2. Speaking- I	5	2 questions out of 3 questions
<b>Slip Test - II</b>	1. Grammar – I 2. Speaking- II	5	2 questions out of 3 questions
<b>Assignment</b>	One assignment per one semester	5	Different assignments of higher order questions that develop problem solving skills and critical thinking should be given
<b>Seminars</b>	One seminar per one semester	5	Oral presentations using audio–visual equipment, charts, etc.
	<b>Total</b>	<b>60</b>	

### SEMESTER END EXAMINATION

SEMESTER END EXAM							
Sl. NO.	Module	Question to be set for SEE				Remarks	
		R		U	A		
1	I	4	1		9 (a)	13 (a)	
2	II						
3	III		2		10 (a)	14 (a)	
4	IV						
5	V		3	5, 6	9 (b)	13 (b)	
					11 (a)	15 (a)	
					11 (b)	15 (b)	
6	VI			7sssss, 8	10 (b)	14 (b)	
					12 (a)	16 (a)	
					12 (b)	16 (b)	
Total Questions		8		8	8		

**Legend:**

<b>Remembering:</b>	<b>One mark</b>
<b>Understanding:</b>	<b>Three marks</b>
<b>Application:</b>	<b>Five marks</b>

**Suggested Student Activities:**

- Practice conversation / dialogue / speech and answer the questions.
- Seminars.
- Review a movie.
- Narrate a story.
- Prepare chain stories.
- Vocabulary building games.
- Speak about incidents /events /memories /dreams/role model.
- Interviews of famous personalities.
- Collect the biographies of unsung heroes.
- Reading for main ideas and specific details.
- Describe pictures.
- Collect the letters written by famous persons and analyze them.
- Describing a process.
- Give directions using maps.

**REFERENCES:**

1. High School English Grammar & Composition by Wren & Martin
2. Practical English Grammar by A.J Thomson and A.V. Martinet
3. A Course in Phonetics and Spoken English by J. Sethi and P.V Dhamija
4. Word Power Made Easy by Norman Lewis.
5. Essential English Grammar by Raymond Murphy.
6. Spoken English-A Self Learning Guide to Conversation Practice by V. Sasi Kumar.

**BOARD DIPLOMA EXAMINATION (C-24)**  
**MID SEMESTER EXAMINATION -I**  
**HU-101 BASIC ENGLISH**

**Time: One Hour**

**Total Marks: 20**

**PART - A**

**1 X 4 = 4 Marks**

**Instructions:** a) Answer all the questions. b) Each question carries one mark.

1. Write a sentence each using the following words.
  - a. Report
  - b. Illustrate
2. Find one-word substitute for the following one.

A person who always looks at the brighter side of life.
3. Describe two qualities you dislike in your neighbour.
4. Write how you feel if you get selected for your college cricket team.

**PART – B**

**2 X 3 = 6 Marks**

**Instructions:** a) Answer the following questions. b) Each question carries three marks.

5. a) Read the following passage and answer the questions given below:
- A dictionary serves as an efficient tool and forms the important reference material as a part of language learning. It provides spelling, pronunciation, stress and different connotations of the words in different contexts. Some dictionaries give etymology and word formation. A dictionary can be general or specialized, translating or giving lexical meanings within a single language. Dictionaries can assist the learning of vocabulary and is especially of great help to students who are learning a language.

- a) What do dictionaries generally provide?
- b) Find a synonym for 'origin of a word' from the passage.
- c) How do dictionaries assist in learning a language?

(OR)

- b) Discuss any six ways of learning new vocabulary.

6. a) Explain any three problems one might face while learning English and suggest solutions to each of them.

(OR)

- b) Express any three features you like and three features you dislike in your hostel.



**PART – C**

**2 X 5 = 10 Marks**

**Instructions:** a) Answer the following questions. b) Each question carries five marks.

7. a) Read the following passage and answer the questions given below it.

Dreams have always held a universal fascination. Some primitive societies believe that the soul leaves the body and visits the scene of the dream. Generally, dreams are accepted to be illusions, having much in common with day-dreams, the fantasies of our waking life. When dreaming, one tends to believe fully in the reality of the dream world, however inconsistent, illogical, and odd it may be. Although most dreams apparently happen spontaneously, dream activity may be provoked by external influences.

‘Suffocation’ dreams are connected with the breathing difficulties of a heavy cold, for instance. Internal disorders such as indigestion can cause vivid dreams, and dreams of racing fire-engines may be caused by the ringing of an alarm bell. Experiments have been carried out to investigate the connection between deliberately inflicted pain and dreaming. For example, a sleeper pricked with a pin perhaps dreams of fighting a battle and receiving a severe sword wound. Although the dream is stimulated by physical discomfort, the actual events of the dream depend on the associations of the discomfort in the mind of the sleeper.

- a). What may be the cause for the dream of racing fire-engines?
- b). What was the belief of primitive societies about the dreams?
- c). What happens when one is dreaming?
- d). Find a suitable word in the passage for the following phrases. “inability to breathe or feeling uncomfortable due to less air”
- e). What could be the actual reasons for getting dreams?

(OR)

- b) Explain any five features of a new word that you wish to learn with the help of a dictionary. Give an example of each of those features.

8. a) Identify any ten problems that you face while learning English.

(OR)

- b) Express any ten common sentences used by the teacher in the classroom.

**BOARD DIPLOMA EXAMINATION (C-24)**  
**MID SEMESTER EXAMINATION -II**  
**HU-101 BASIC ENGLISH**

**Time: One Hour**

**Total Marks: 20**

**PART - A**

**1 X 4 = 4 Marks**

**Instructions:** a) *Answer all the questions.*

b) *Each question carries one mark.*

1. Write a sentence for the following sentence structure.  
a) S + V
2. Change the following sentence into passive voice.  
a) Pranav ate a mango.
3. Write a sentence for fixing an appointment with a general physician.
4. How do you invite your friend to play cricket with your team.

**PART-B**

**2 X 3 = 6 Marks**

**Instructions:** a) *Answer all the questions.*

b) *Each question carries three marks.*

5. a) Fill in the blanks with the suitable verb forms:  
i) My father \_\_\_\_\_ (watch) TV when I entered house.  
ii) Jahnavi \_\_\_\_\_ (go) to railway station before I went home.  
iii) My brother \_\_\_\_\_ (be) a good cricket player.  
(OR)
5. b) Change the following sentences into passive voice.  
a) He plays cricket  
b) Ramya has bought vegetables.  
c) Balu is singing songs.
6. a) You have recently joined the cricket academy. Introduce yourself to your new friends.  
(OR)
6. b) You have an appointment with a general surgeon. Cancel the appointment with the doctor as you are suffering from fever.

**PART-C**

**2 X 3 = 6 Marks**

**Instructions:** a) *Answer all the questions.*

b) *Each question carries five marks.*

7. a) Fill in the blanks with the suitable verb forms:

- i) My father \_\_\_\_\_(go) for a walk every day.
- ii) My sister \_\_\_\_\_ (buy) a book yesterday.
- iii) My brother \_\_\_\_\_(play) cricket for three hours.
- iv) The starts \_\_\_\_\_(be) bright.
- v) I \_\_\_\_\_(finish) my homework just now.

(OR)

7. b) Write a sentence each for the following sentence structures.

- a) S + V + SC
- b) S + V + O
- c) S + V + O + O C
- d) S + V
- e) S + V + D O + I O

8. a) Write about your daily routine in 10 sentences.

(OR)

8. b) Your brother's wedding is fixed. Extend the invitation to your favorite teacher.

Write a conversation between you and your teacher.

**BOARD DIPLOMA END EXAMINATION (C-24)**  
**SEMESTER END EXAMINATION**  
**HU-101 BASIC ENGLISH**

**Time: Two Hours**

**Total Marks: 40**

---

**PART-A**

**1 X 8 = 8 Marks**

**Instructions:** a) *Answer all the questions.*

b) *Each question carries one mark.*

1. Write an antonym for the underlined word in the following sentence.  
a) Ramya is a generous person who supported many charities for over 20 years.
2. Write a sentence using the following sentence structure.  
a) S + V + O
3. Make 'Yes/No' question using the following statement.  
a) He has come to college today.
4. A student does not know the meaning of a difficult word. How does he / she ask the teacher?
5. Fill in the blank with a suitable preposition.  
a) He came to college \_\_\_\_\_ foot.
6. Identify the adjectives in the following sentences.  
a) Srinivas has a costly watch.  
b) Pavani sold a small bag to Radha.
7. Write any two salutations generally used in the formal letter.
8. Identify the central idea of the following paragraph.

An anecdote is a quick story about something of interest, usually with a singular theme or lesson. Anecdotes are no different than the stories told among friends, but when they're used in literature, they can accomplish more than merely passing the time.

**PART-B**

**3 X 4 = 12 Marks**

**Instructions:** a) Answer all the questions.

b) Each question carries three marks.

9. a) How do you feel in the following situations?

- i. India won the cricket world cup.
- ii. Your friend's grandmother passed away yesterday
- iii. Your sister did not return from college until late evening.

(OR)

b) Describe your friend using six suitable adjectives.

10. a) Change the following sentences into passive voice.

- i. Bees make honey.
- ii. Prasad stole my calculator.
- iii. I will complete my assignment tomorrow.

(OR)

b) Write a paragraph on your polytechnic in 50 words.

11. a) Change the following sentences into 'Wh' questions using the hints given in brackets

- i. I bought a camera yesterday. (Use 'what')
- ii. He was born in Sircilla on 28<sup>th</sup> December, 2002 (Use 'when')
- iii. He went to Hyderabad to buy books. (Use 'why').

(OR)

b) Fill in the blanks with suitable prepositions.

- i. He is suffering \_\_\_\_\_ fever.
- ii. His grandmother died \_\_\_\_\_ Covid-19.
- iii. He is good \_\_\_\_\_ mathematics.

12. a) Write a letter to your Principal requesting him / her to permit you to participate in the National seminar to be conducted in New Delhi.

(OR)

b) Write a paragraph in 50 words about your fresher's day party.

**PART-C**

**4 X 5 = 20 Marks**

**Instructions:** a) Answer all the questions. b) Each question FIVE mark.

13. a) Write any of the five aspects of learning a new word.

(OR)

b) Read the following passage and answer the questions given below.

I just returned from the greatest summer vacation. It was so fantastic. I never wanted it to end. I spent eight days in Paris. My best friends, Harish and Umesh came with me. We had a beautiful hotel room in the Latin Quarter, and it wasn't even expensive. We had a balcony with a wonderful view.

We visited many famous tourist places. My favorite was the Louvre, a well-known museum. I was always interested in art, so that was a special treat for me. The museum is so huge; you could spend weeks there. Harish got tired walking around the museum and said "Enough! I need to take a break and rest."

We took lots of breaks and sat in cafes along the river Seine. The French food we ate was delicious. The fruits were tasty too. Umesh's favorite part of the vacation was the hotel breakfast. He said he would be happy if he could eat tartines like those forever. We had so much fun that we're already talking about our next vacation!

- a) Which city did they visit for summer vacation?
- b) How long was the summer vacation?
- c) What did their hotel room have?
- d) Who got tired walking in the Louvre Museum?
- e) What did Umesh enjoy the most?

14. a) Write your mother's daily routine in 100 words.

(OR)

b) Write a letter to the newspaper editor about the problem of street dogs in your colony.

15. a) Frame two 'Yes/No' questions and three 'Wh' questions from the following passage.

For a year Gopal Krishna Gokhale studied in the Deccan College, Poona. Then he went to Elphinstone College, Bombay, for his final B.A. There he took mathematics as an optional subject and eventually became interested in it. He came under the influence of a distinguished English professor who further quickened his interest in his studies. Under this professor's guidance he made so much progress that he gained a scholarship of twenty rupees a month. It was not a small sum for him who had always been poor. The scholarship was a veritable boon to him made him very happy.

In 1884 he took his B.A. in the second division. He then joined the College of Science and Engineering at Poona. A short time after doing so, he learnt that he could study law in the Deccan College. But he did not know how to do it, because he wanted to earn his living while he was a student. Soon an opening offered itself to him. He was appointed a teacher in the New English School, Poona, on thirty-five rupees a month. He made up his mind to take the law course while working as a teacher.

(OR)

- b) Describe your mobile phone using at least ten adjectives in 100 words.

16. a) Write a paragraph on different types of pollution in 100 words.

(OR)

- b) Write a letter to your school friend sharing your experiences at your polytechnic.

## SC-102-BASIC ENGINEERING MATHEMATICS

Course Title	Basic Engineering Mathematics	Course Code	SC-102
Semester	I	Course Group	Foundation
Teaching Scheme in Periods ( L : T : P )	4:1:0	Credits	2.5
Methodology	Lecture + Tutorial	Total Contact Periods	75
CIE	60 Marks	SEE	40 Marks

### Pre requisites:

This course requires the basic knowledge of Algebra, Trigonometry in Mathematics at Secondary school level

### Course Outcomes (COs):

At the end of the course, the student will have the ability to:

CO 1	Solve the problems using concepts of Logarithms and Partial fractions.
CO 2	Determine the Inverse of a square matrix using Algebra of Matrices and Determinants.
CO 3	Solve the problems using the concept of Trigonometric ratios of Allied and Compound angles
CO 4	Solve the problems using the concepts of Multiple and sub-multiple angles; and Transform sum or difference of Trigonometric ratios into products and vice versa.
CO 5	Solve the engineering problems involving Inverse Trigonometric functions and understand the Properties of Triangles.
CO 6	Solve the triangle ABC to Apply the Properties of triangles; and solve the system of linear equations that arise in various engineering problems using the concept of Matrices and Determinant

### Course Content:

#### Unit – I Algebra:

**Duration: 10 Periods (L: 08– T: 02)**

**Logarithms:** Definition of Logarithm and its properties - Natural and Common Logarithms - Meaning of  $e$  - Exponential functions - Logarithm as a function and its graphical representation – Solve simple Problems related to Logarithms.

**Partial Fractions:** Rational, Proper and Improper fractions of polynomials- Reduction of Improper fractions into Proper fractions of polynomials - Resolving Rational fractions into their Partial fractions covering the types mentioned below:



- (i)  $\frac{f(x)}{(x \pm a)(x \pm b)}, a \neq b$ ; (ii)  $\frac{f(x)}{(x \pm a)(x \pm b)(x \pm c)}, a \neq b \neq c$ ;  
 (iii)  $\frac{f(x)}{(x \pm a)^2}$ ; (iv)  $\frac{f(x)}{(x \pm a)^2(x \pm b)}, a \neq b$ ;  
 (v)  $\frac{f(x)}{(x \pm a)(x^2 \pm bx \pm c)}$ , where  $a, b$ , and  $c$ , are constants and  $(x^2 \pm bx \pm c)$  cannot be factorised.

## **Unit – II Matrices and Determinants:**

**Duration: 15Periods (L: 12 – T:03)**

**Matrices:** Definition of Matrix-order Of Matrix-Type of Matrices with examples - Algebra of matrices: sum, difference, scalar multiplication and product of Matrices - Equality of two matrices- Properties of Algebra of Matrices - Transpose of a Matrix-Symmetric and Skew-Symmetric Matrices.

**Determinants:** Determinant of a square Matrix of order  $2 \times 2$  - Determinant of a square Matrix of order  $3 \times 3$  by using Laplace's expansion -Properties of Determinants -Singular and non-singular Matrices- Minor and cofactor of an element of a square matrix - Adjoint of a square matrix- Multiplicative inverse of a square matrix.

## **Unit-III Trigonometry – I**

**Duration: 12Periods (L: 10 – T: 02)**

**Trigonometric Ratios of Allied Angles:** Angle measurement- Relation between Degree and Radian-Notational conversions- Trigonometric Ratios-Trigonometric identities (statements only)-Signs of Trigonometric Ratios in different quadrants - Trigonometric Ratios of standard Allied angles- Related problems.

**Compound Angles:** Definition of Compound angles -Trigonometric Ratios of Compound angles (without proof) and identities - Related problems.

## **Unit-IV Trigonometry – II**

**Duration:13 Periods (L: 10 – T: 03)**

**Multiple and sub-multiple angles:** Trigonometric Ratios of Multiple angles  $2A$  and  $3A$  - Trigonometric Ratios of Sub-multiple angle  $(\frac{A}{2})$ - Related identities and problems.

**Transformations:** Transformation of products into sums or differences and vice versa - Trigonometric identities under the conditions  $(A + B + C) = 90^\circ$  and  $(A + B + C) = 180^\circ$  -Related problems only

### **Unit – V Trigonometry – III**

**Duration: 12Periods (L: 10– T: 02)**

**Inverse Trigonometric Functions:** Basic concepts of Inverse Trigonometric functions along with their domains and ranges -Properties of inverse Trigonometric functions and identities - Related problems.

**Properties of Triangles:** Elements of a Triangle -Sine rule -Cosine rule - Projection rule - The law of tangents -Related problems.

### **Unit - VI Applications of Trigonometry and Matrices:**

**Duration: 13Periods (L: 10– T:03)**

**Solutions of Triangles:** Solutions of triangles in the following cases: (i) when three sides (SSS) (ii) when two sides and an included angle (SAS) and (iii) when one side and two angles (SAA) are given...-Simple problems

#### **Solutions of system of Simultaneous Linear Equations using Matrices and Determinants:**

Solutions of system of simultaneous two linear equations in two unknown variables and three linear equations in three unknown variables by using Cramer's rule and Matrix Inversion Method -Elementary Row operations - Solutions of system of three simultaneous linear equations in three unknown variables by using Gauss-Jordan Method.

#### **Reference Books:**

1. Text Book of Matrices – by Shanti Narayan and Dr. P. K. Mittal.
2. Plane Trigonometry - by S.L.Loney.
3. NCERT Mathematics Text Books of Class XI, XII (Part – I).
4. Intermediate Mathematics Text Book I A (Telugu Academy).

#### **Suggested E-Learning references:**

- 1.<https://www.khanacademy.org/>
2. <https://www.wolframalpha.com/>
3. <https://onlinecourses.nptel.ac.in/>
4. <http://tutorial.math.lamar.edu/>

**Suggested Learning Outcomes:**

At the end of the course, the student will have the ability to:

**CO1: Solve the problems using concepts of Logarithms and Partial fractions.**

- 1.1 Define Logarithm.
- 1.2 Distinguish Natural Logarithms and Common Logarithms.
- 1.3 State Properties of Logarithms.
- 1.4 Explain the meaning of  $e$  and Exponential functions.
- 1.5 Define Logarithm as a function and explain its graphical representation.
- 1.6 Simplify Logarithmic expressions in engineering problems by using Properties of Logarithms.
- 1.7 Solve Logarithmic Equations by using Properties of Logarithms.
- 1.8 Define the Rational fraction of polynomials with examples.
- 1.9 Classify Rational fractions of polynomials
- 1.10 Define Proper rational fraction of polynomials with examples.
- 1.11 Define Improper rational fraction of polynomials with examples.
- 1.12 Reduce Improper rational fractions into the Proper rational fractions by using division method.
- 1.13 Resolve Rational fractions of the type:  $\frac{f(x)}{(x \pm a)(x \pm b)}$  into Partial fractions, where  $a$  and  $b$  are Constants with  $a \neq b$ .
- 1.14 Resolve Rational fractions of the type:  $\frac{f(x)}{(x \pm a)(x \pm b)(x \pm c)}$  into Partial fractions, where  $a$ ,  $b$  and  $c$  are constants with  $a \neq b \neq c$ .
- 1.15 Resolve Rational fractions of the type:  $\frac{f(x)}{(x \pm a)^2}$  into Partial fractions, where  $a$  is constant
- 1.16 Resolve Rational fractions of the type:  $\frac{f(x)}{(x - a)^2(x - b)}$  into Partial fractions, where  $a$  and  $b$  are constants with  $a \neq b$ .
- 1.17 Resolve Rational fractions of the type:  $\frac{f(x)}{(x \pm a)(x^2 \pm bx \pm c)}$  into Partial fractions, where  $a$ ,  $b$  And  $c$  are constants and  $(x^2 \pm bx \pm c)$  cannot be factorised further.

**CO2: Determine the Inverse of a square matrix using Algebra of Matrices and Determinants.**

- 2.1 Define Matrix.
- 2.2 Classify the types of Matrices with examples.
- 2.3 Define Equality of two Matrices
- 2.4 Compute the sum of two Matrices.
- 2.5 Compute the difference of two Matrices.
- 2.6 Compute the scalar multiplication of a Matrix.
- 2.7 Compute the product of two Matrices.
- 2.8 State the properties of Algebra of Matrices such as Commutative, Associative, Identity and Distributive properties with examples and counter examples.
- 2.9 Define Transpose of a Matrix and write its properties.
- 2.10 Define Symmetric and Skew-symmetric Matrices with examples.
- 2.11 Resolve a Square Matrix into a sum of Symmetric and Skew-symmetric Matrices with examples.
- 2.12 Expand the Determinant of a square of order  $2 \times 2$ .
- 2.13 Expand the Determinant of a square of order  $3 \times 3$  using Laplace's expansion.
- 2.14 State the Properties of Determinants.
- 2.15 Apply the Properties of Determinants to solve the problems.
- 2.16 Distinguish Singular and Non-singular Matrices.
- 2.17 Define minor and co-factor of an element of square Matrices of orders  $2 \times 2$  and  $3 \times 3$  with examples.
- 2.18 Compute Adjoint of a square Matrices of orders  $2 \times 2$  and  $3 \times 3$ .
- 2.19 Compute multiplicative inverse of non-singular square matrices of orders  $2 \times 2$  and  $3 \times 3$ .

**CO3: Solve the problems using the concept of Trigonometric ratios of Allied and Compound angles**

- 3.1 Define Trigonometric ratios.
- 3.2 State Trigonometric identities.
- 3.3 Define Degree measure and Radian measure.
- 3.4 State the relation between Degree and Radian.
- 3.5 Convert Degree into Radian and vice-versa and related problems.
- 3.6 State signs of the Trigonometric ratios in different quadrants.
- 3.7 Formulate Trigonometric ratios of standard Allied angles i.e.  $(90^\circ \pm \theta)$ ,  $(180^\circ \pm \theta)$ ,  $(270^\circ \pm \theta)$ ,  $(360^\circ \pm \theta)$  and  $(-\theta)$ .
- 3.8 Solve the problems on Trigonometric ratios of Allied angles.
- 3.9 State the Trigonometric ratios of compound angles i.e.  $\sin(A \pm B)$ ,  $\cos(A \pm B)$ ,  $\tan(A \pm B)$  And  $\cot(A \pm B)$ .
- 3.10 Derive the identities i.e.,  $\sin(A+B) \cdot \sin(A-B) = \sin^2 A - \sin^2 B$ , etc.,).
- 3.11 Calculate the values of  $\sin 15^\circ$ ,  $\cos 15^\circ$ ,  $\tan 15^\circ$ ,  $\sin 75^\circ$ ,  $\cos 75^\circ$ ,  $\tan 75^\circ$  etc., by using 3.9
- 3.12 Solve the problems by applying 3.9 and 3.10.

**CO4: Solve the problems using the concepts of Multiple and sub-multiple angles; and Transform sum or difference of Trigonometric ratios into products and vice versa.**

- 4.1 Derive the formulae for Trigonometric ratios of multiple angles  $2A$  and  $3A$ .
- 4.2 Derive the formulae for Trigonometric ratios of sub multiple angle  $\frac{A}{2}$ .
- 4.3 Derive useful identities i.e.  $\sin^2 A = \left(\frac{1-\cos 2A}{2}\right)$ ,  $\cos^2 A = \left(\frac{1+\cos 2A}{2}\right)$  etc..
- 4.4 Solve the problems by using 4.1, 4.2 and 4.3
- 4.5 Derive the formulae on transforming sum or difference of two Trigonometric ratios into a product and vice versa.
- 4.6 Solve the problems by applying 4.5.
- 4.7 Prove the Trigonometric identities under the conditions  $(A + B + C) = 90^\circ$  and  $(A + B + C) = 180^\circ$ . only

**CO5: Solve the engineering problems involving Inverse Trigonometric functions and understand the Properties of Triangles.**

- 5.1 Explain the concept of the inverse Trigonometric function by selecting their domains and ranges
- 5.2 List the Inverse Trigonometric functions along with domain and range.
- 5.3 State the properties of Inverse Trigonometric functions.
- 5.4 Derive the Inverse Trigonometric identities i.e.  $\sin^{-1}x + \cos^{-1}x = \frac{\pi}{2}$  etc
- 5.6 Derive formulae like  $\tan^{-1}(x) + \tan^{-1}(y) = \tan^{-1}\left(\frac{x+y}{1-xy}\right)$  where  $x \geq 0, y \geq 0, xy < 1$  etc.,
- 5.5 Solve the simple problems
- 5.6 List the elements of a triangle.
- 5.7 Explain the Sine rule, Cosine rule, Projection rule and the law of tangents.
- 5.8 Solve the problems using 5.7

**CO6: Solve the triangle ABC to Apply the Properties of triangles; and solve the system of linear equations that arise in various engineering problems using the concept of Matrices and Determinant.**

- 6.1 Solve the Triangle ABC, when three sides are given.
- 6.2 Solve the Triangle ABC, when two sides and an included angles are given.
- 6.3 Solve the Triangle ABC, when one side and two angles are given.
- 6.4 Solve the system of two linear equations in two unknown variables using Cramer's rule.
- 6.5 Solve the system of three linear equations in three unknown variables using Cramer's rule.
- 6.6 Solve the system of two linear equations in two unknown variables using Matrix Inversion Method
- 6.7 Solve the system of three linear equations in three unknown variables using Matrix Inversion Method.
- 6.8 State elementary row operations.
- 6.9 Solve the system of three linear equations in three unknowns by Gauss- Jordan Method.

**Suggested Student Activities:**

1. Student visits Library to refer Standard Books on Mathematics and collect related material.
2. Quiz
3. Group discussion
4. Group Tests
5. Formulae Tests
6. Surprise tests
7. Seminars
8. Home Assignments.
9. Mathematics- for preparing competitive exams and solve some arithmetical ability exam questions

**CO / PO - MAPPING**

CO	PO1	PO2	PO3	PO4	PO5	PO6	PO7	Mapped POs
CO1	3	2					3	1, 2 ,7
CO2	3	2					3	1, 2 ,7
CO3	3	2					3	1, 2 ,7
CO4	3	2					3	1, 2 ,7
CO5	3	2	2				3	1, 2 ,3,7
CO6	3	2	2				3	1, 2, 3, 7

**Semester End Examination**

Unit No	Questions to be set for SEE				
	R			U	A
I	4	1		9(a)	13(a)
II					
III		2		10(a)	14(a)
IV					
V		3	5,6	9(b), 11(a), 11(b)	13(b), 15(a), 15(b)
VI			7,8	10(b), 12(a), 12(b)	14(b), 16(a), 16(b)
Total Questions	8			8	8

**STATE BOARD OF TECHNICAL EDUCATION & TRAINING, TELANGANA**  
**DIPLOMA EXAMINATIONS (C - 24)**

**SC-102**

**SEMESTER I, MID – I EXAM, MODEL PAPER**  
**BASIC ENGINEERING MATHEMATICS**

**Duration: 1: 00 Hour**

**Max. Marks: 20**

**PART-A**

04 × 01 = 04

Instructions:

1. Answer **ALL** questions.
- 2 Each question carries **ONE** mark.

1. Write  $\log 21 + \log 5$  as a single Logarithm.
2. Define Proper fraction.
3. If  $I = \begin{pmatrix} -1 & 0 \\ 0 & -1 \end{pmatrix}$  then find  $I^2$ .
4. If  $A = \begin{pmatrix} \sin \theta & \cos \theta \\ -\cos \theta & \sin \theta \end{pmatrix}$ , then find the value of  $|A|$ .

**PART-B**

02 × 03 = 06

Instructions:

1. Answer All questions.
2. Each question carries **THREE** marks.

5(a) Find the value of  $\log_{\frac{1}{3}} \left( \frac{1}{9} \right)$ .

OR

5(b) If  $\frac{3x-1}{(x-2)(x-3)} = \frac{-5}{(x-2)} + \frac{A}{(x-3)}$ , then find the value of A.

6(a) If  $A = \begin{pmatrix} 2 & 3 \\ 4 & 1 \end{pmatrix}$ , then find  $AA^T$ .

OR

6(b) If  $\begin{vmatrix} 4 & 3 & P \\ 5 & 3 & 1 \\ 2 & 1 & 6 \end{vmatrix} = 0$ , then find the value of “P”.



## PART C

- Instructions:      1. Answer All questions  
                         2. Each question carries **FIVE** marks

$$02 \times 05 = 10$$

7(a) Resolve  $\frac{2x}{(x+1)(x^2+1)}$  into Partial fractions.

OR

7(b) Find the value of  $x$ , if  $\log_4(x) + \log_4(x - 12) = 3$ .

8(a) If  $A = \begin{pmatrix} 1 & 2 & -1 \\ 3 & 0 & 2 \\ 4 & 5 & 0 \end{pmatrix}$  and  $B = \begin{pmatrix} 1 & 0 & 0 \\ 2 & 1 & 0 \\ 0 & 1 & 3 \end{pmatrix}$ , then verify that  $(AB)^T = B^T A^T$ .

OR

8(b) Find the inverse matrix of  $A = \begin{pmatrix} 1 & 3 & 3 \\ 1 & 4 & 3 \\ 1 & 3 & 4 \end{pmatrix}$ .

**STATE BOARD OF TECHNICAL EDUCATION & TRAINING, TELANGANA**  
**DIPLOMA EXAMINATIONS (C - 24)**

**SC-102**

**SEMESTER I, MID – II EXAM, MODEL PAPER**  
**BASIC ENGINEERING MATHEMATICS**

**Duration: 1: 00 Hour**

**Max. Marks: 20**

**PART-A**

04 × 01 = 04

Instructions:

1. Answer **ALL** questions.
- 2 Each question carries **ONE** mark.

1. Find the value of  $\sin\left(\frac{3\pi}{2}\right)$ .
2. If  $\tan \theta = \frac{-3}{4}$ ,  $\theta$  lies in the second quadrant then find the value of  $\cos 2\theta$ .
3. Write the formula for  $\sin 3A$ .
4. Express  $2 \sin 7\theta \sin 3\theta$  as a sum/difference.

**PART-B**

02 × 03 = 06

Instructions:

1. Answer All questions.
2. Each question carries **THREE** marks.

- 5(a) If  $\tan A = \frac{1}{2}$  and  $\tan B = \frac{1}{3}$ , then find  $\tan (A - B)$ .

OR

- 5(b) Show that  $\frac{\cos 19^\circ - \sin 19^\circ}{\cos 19^\circ + \sin 19^\circ} = \tan 26^\circ$ .

- 6(a) Prove that  $\frac{\sin 5x + \sin 3x}{\cos 5x + \cos 3x} = \tan 4x$ .

OR

- 6(b) Prove that  $\frac{1 + \cos 2\theta}{\sin 2\theta} = \cot \theta$ .

**PART C**

02 × 05 = 10

Instructions:

1. Answer All questions.
2. Each question carries **FIVE** marks.

- 7(a) Prove that  $\cos A + \cos(120^\circ + A) + \cos(120^\circ - A) = 0$ .

OR

- 7(b) Evaluate  $\sum \frac{\sin(A+B) \sin(A-B)}{\cos^2 A \cos^2 B}$ .

- 8(a) If  $A + B + C = \frac{\pi}{2}$ , then prove that  $\cot A + \cot B + \cot C = \cot A \cot B \cot C$ .

OR

- 8(b) Prove that  $\cos 10^\circ \cos 30^\circ \cos 50^\circ \cos 70^\circ = \frac{3}{16}$ .

**STATE BOARD OF TECHNICAL EDUCATION & TRAINING, TELANGANA**  
**DIPLOMA EXAMINATIONS (C - 24)**

**SC-102**

**SEMESTER I, END SEMESTER EXAM, MODEL PAPER**

**BASIC ENGINEERING MATHEMATICS**

**Duration: 2:00 Hours**

**Max. Marks: 40**

**PART-A**

Instructions: 1. Answer **ALL** questions.

08 × 01 = 08

2. Each question carries **ONE** mark.

1. Define Natural Logarithm.
2. Find the value of  $\cos(-510^\circ)$ .
3. Write the value of  $\sin^{-1}(\theta) + \cos^{-1}(\theta)$ .
4. List the elements of a triangle.
5. State the law of tangents.
6. Find the value of  $\cos(\cos^{-1}(30^\circ))$ .
7. Write the augmented matrix of the system of equations  $3x + 2y - z = 4, 2x - 3y + 5z = 7$  and  $x - y + z = 3$ .
7. What is the formula for the solution of triangle ABC when two sides and an included angle are given?

**PART-B**

Instructions: 1. Answer All question.

04 × 03 = 12

2. Each question carries **THREE** marks.

9(a) Resolve  $\frac{1}{(x+9)(x+7)}$  into partial fractions.

OR

9(b) Prove that  $\tan^{-1}\left(\frac{1}{3}\right) + \tan^{-1}\left(\frac{1}{7}\right) = \tan^{-1}\left(\frac{1}{2}\right)$ .

10 (a) Prove that  $\frac{\cos(A-B)}{\cos A \sin B} = \tan A + \cot B$ .

OR

10(b) Find the angle  $C$  in any triangle ABC if  $b = \sqrt{2}, c = \sqrt{3}, B = 45^\circ$ .

11(a) In any triangle ABC, show that  $\sin A + \sin B + \sin C = \frac{s}{R}$ .

OR

11(b) Prove that  $\sin^{-1}\left(\frac{1}{\sqrt{5}}\right) + \tan^{-1}\left(\frac{1}{3}\right) = \frac{\pi}{4}$ .

12(a) Using the method of determinants find the value of  $x$  from  $x + y + z = 2, x + 2y + 3z = 1$  and  $3x + y - 5z = 4$ .

OR

12(b) In any triangle ABC find the side  $c$ , if  $a = 2, A = 30^\circ$  and  $C = 60^\circ$ .

## PART C

Instructions:

1. Answer All questions

04 × 05 = 20

2. Each question carries **FIVE** marks

13(a) Resolve  $\frac{2x}{x^2 + 2x + 1}$  into partial fractions.

OR

13(b) If  $\tan^{-1} x + \tan^{-1} y + \tan^{-1} z = \pi$ , then prove that  $x + y + z = xyz$ .

14(a) If  $\cos x + \cos y = \frac{1}{3}$  and  $\sin x + \sin y = \frac{1}{4}$ , then find  $\tan\left(\frac{x+y}{2}\right)$ .

OR

14(b) Solve the triangle ABC, with  $a = 2, b = \sqrt{2}, c = \sqrt{3} + 1$ .

15(a) If  $\cos^{-1} \frac{x}{a} + \cos^{-1} \frac{y}{b} = \theta$ , then show that  $\frac{x^2}{a^2} - \frac{2xy}{ab} \cos \theta + \frac{y^2}{b^2} = \sin^2 \theta$ .

OR

15(b) Show that  $\sum a \sin(B - C) = 0$ .

16(a) Solve the system of simultaneous equations  $x + 2y - z = -3$ ,  $3x + y + z = 4$  and  $x - y + 2z = 6$  by using Gauss-Jordan method.

OR

16(b) Using Matrix inversion method, solve the system of simultaneous equations  $x + y + z = 6$ ,  $x - y + z = 2$  and  $2x + y - z = 1$ .

## SC-103-BASIC PHYSICS

Course Title:	Basic Physics	Course Code :	SC-103
Semester:	I Semester	Course Group :	Foundation
Teaching Scheme in Periods(L:T:P):	4:1:0	Credits :	2.5
Type of Course :	Lecture+ Tutorials	Total Contact Periods:	75 Periods
CIE :	60 Marks	SEE :	40 Marks

### Pre requisites

This course requires the basic knowledge of Science and Mathematics

### Course Outcomes

Upon completion of the course, the student shall be able to

CO1	Identify the need of dimensional analysis and error measurements of physical quantities.
CO2	Apply vector concepts viz addition, multiplication to explain resultant of vectors, work done by force, power, torque and areas of triangle and parallelogram.
CO3	Analyze the kinematic equations for projectiles and objects moving on horizontal and inclined frictional surfaces.
CO4	Make use of the fundamental properties elasticity, surface tension and viscosity of solids and fluids to solve problems in mechanics.
CO5	Develop the knowledge associated with laws of conservation of energy and Renewable Energy sources such as Solar energy and Wind energy for sustainable environment.
CO6	Utilize the principles of thermal expansion to explain thermostat and identify the significance of laws of thermodynamics.

	Basic and Discipline Specific Knowledge	Problem Analysis	Design/Development of Solutions	Engineering Tools, Experimentation and Testing	Engineering Practices for Society, Sustainability and Environment	Project Management	Lifelong Learning	Linked PO
CO	PO1	PO2	PO3	PO4	PO5	PO6	PO 7	
CO1	3	1	-	-	-	-	2	1,2,7
CO2	3	1	-	-	-	-	2	1,2,7
CO3	3	-	-	-	1	-	2	1,5,7
CO4	3	1	-	-	1	-	2	1,2,5,7
CO5	3	-	-	-	1	-	2	1,5,7
CO6	3	-	-	1	-	-	2	1,4,7

## Course contents:

### Unit 1 Units, Dimensions and Measurements

**Duration: 12 periods (L:10 – T:2)**

Physical quantity, Fundamental and derived quantities, unit-definitions- SI units -Advantages of S.I. units, Dimensions and dimensional formula - units and dimensional formulae for physical quantities - Dimensionless quantities - Principle of homogeneity –numerical problems, Applications of dimensional analysis -problems- Limitations of dimensional analysis –accuracy, precision of instruments, Errors in measurement.

### Unit 2 Vectors

**Duration: 13 periods (L:10 – T:3)**

Scalar and Vector quantities – definition and examples, Graphical representation of a vector, Classification of vectors - numerical problems. Triangle law of vectors, Parallelogram law of vectors – statement- expression for magnitude and direction of resultant vector –derivation-illustrations (working of sling and flying bird), Representation of a vector in terms of unit vectors  $\hat{i}$ ,  $\hat{j}$  and  $\hat{k}$ – numerical problems. Scalar product of vectors- application to work done by a force and power – properties of scalar product – Numerical problems. Vector product of vectors– application to torque –areas of triangle and parallelogram -properties of vector product - numerical problems.

**Unit 3     Mechanics****Duration: 13 periods (L:10 – T:3)**

Equations of motion in a straight line, acceleration due to gravity, equations of motion in vertical motion, Projectile motion of a body- examples, Oblique projection-expression for path of a projectile-derivation-Maximum height, Time of ascent, Time of descent, Time of flight, Horizontal range and maximum horizontal range of a projectile in oblique projection - related numerical problems

Friction – causes-types- Normal reaction, angle of repose and coefficient of friction-laws of static friction, expression for acceleration, displacement and time taken to come to rest by a body on a rough horizontal surface –derivation-numerical problems, expressions for acceleration of a body on a rough inclined surface - advantages and disadvantages of friction, methods of minimizing friction.

**Unit 4     Properties of Matter****Duration: 12 periods ((L:10 – T:2)**

Elasticity and elastic bodies-definition- examples, Stress and Strain-expressions-numerical problems, types of stress and strain, Elastic limit-definition, Hooke's law, stress and strain curve, Young's modulus of a wire – derivation-numerical problems, Cohesive and Adhesive forces, Surface tension- explanation and illustrations, capillarity and angle of contact-definitions, formula for determination of surface tension of a liquid based on capillary rise method – outline and related numerical problems, effect of temperature and impurity on surface tension of a liquid, Viscosity-explanation- Newton's formula for viscous force-derivation- coefficient of viscosity-numerical problems- Poiseuille's equation for coefficient of viscosity- related numerical problems, effect of temperature on viscosity of liquids and gases, importance of viscosity in lubricants.

**Unit 5     Work and Energy****Duration: 12 periods (L:10 – T:2)**

Work, Power and Energy-explanation-numerical problems, Potential energy and Kinetic energy-explanation- examples, expressions for Potential energy and Kinetic energy and related numerical problems, Work-Energy theorem – statement-proof-related numerical problems, law of conservation of energy-statement-examples-proof in case of a freely falling body - solve related numerical problems, law of conservation of energy in the case of simple pendulum, Non-renewable and Renewable energy sources-explanation- sources, Solar water heater and Wind mill.

## **Unit 6 Thermal Physics**

**Duration: 13 periods (L:10 – T:3)**

Transmission of heat -Thermal expansion of solids and three coefficients of expansion of solids – applications, thermal conductivity of a solid – expression, principle of bimetallic strip, bimetallic thermostat, Boyle’s law in gases –explanation- its limitations-related numerical problems, concept of Absolute Zero, Absolute scale of temperature, Charles’ laws in gases in terms of absolute temperature – related numerical problems, Ideal gas equation-derivation- related numerical problems, gas equation in terms of density- solve related numerical problems, Isothermal and Adiabatic processes, internal energy and external work done – explanation, expression for work done by the gas –derivation- related numerical problems, 1<sup>st</sup> law of thermodynamics-explanation-list of applications, first law of thermodynamics to isothermal and adiabatic processes, 2<sup>nd</sup> law of thermodynamics –explanation- list of applications

### **Reference Books**

1. Principles of Physics by N. Subrahmanyam and Brijlal, S. Chand & Co, New Delhi, edition, 1982
2. Engineering Physics by R.K. Gaur, S.L. Gupta, Dhanpatrai Publications, New Delhi.
3. Intermediate Physics, Telugu Academy, TS, Hyderabad.
4. Fundamentals of Physics by Halliday and Resnick.
5. Physics Part-I & II, NCERT

### **E-learning resources:**

Hyper Physics website:

<http://hyperphysics.phy-astr.gsu.edu/>



**Learning Outcome:**

Upon completion of this course the student will be able to

**CO1: Identify the need of dimensional analysis and error measurements of physical quantities.**

- 1.1 Define Physical quantity, Fundamental quantity, derived physical quantity and Unit.
- 1.2 List SI units of fundamental physical quantities with their symbols (Base and Supplementary quantities).
- 1.3 Outline advantages of S.I. units.
- 1.4 Define Dimensions and Dimensional formula of a physical quantity.
- 1.5 List SI units and dimensional formulae of physical quantities (Area, Volume, Density, Velocity, Acceleration, Momentum, Impulse, Force, Work, Energy, Power, Pressure, Stress, Modulus of Elasticity, Angular velocity, Torque, Frequency, Surface Tension, Coefficient of viscosity, Universal Gravitational constant, Wavelength, Planck's constant)
- 1.6 List dimensionless quantities.
- 1.7 Explain principle of homogeneity of dimensions and solve related numerical problems (finding dimensions of terms in an equation).
- 1.8 List applications of dimensional analysis and solve problems
  - (1) Correctness of physical equations
    - (i) Displacement  $S = ut + \frac{1}{2}at^2$
    - (ii) Velocity of sound in elastic medium  $v = \sqrt{\frac{E}{d}}$  and
    - (iii) Work done by a gas  $W = P(V_2 - V_1)$
  - (2) Conversion of a unit from SI to CGS (density, force and energy).
  - (3) Construct a relation between physical quantities. (Time period of simple pendulum  $T = 2\pi \sqrt{\frac{l}{g}}$  )
- 1.9 List the limitations of dimensional analysis.
- 1.10 Explain error, absolute error and percentage error of a physical quantity. Solve numerical problems on percentage error.

**CO2: Apply vector concepts viz addition, multiplication to explain resultant of vectors, work done by force, power, torque and areas of triangle and parallelogram.**

- 2.1 Define Scalar and Vector quantities with examples.
- 2.2 Represent a vector graphically and label vector characteristics.
- 2.3 Classify Vectors (Proper vector, Equal vectors, Parallel vectors, Negative vector, Unit vector, Null vector, Collinear vectors, Coplanar vectors and Position vector).
- 2.4 Explain resolution of a Vector into two orthogonal components and solve related numerical problems.
- 2.5 Explain Triangle law of vectors.
- 2.6 Explain Parallelogram law of vectors and develop expressions for magnitude and direction of resultant of two vectors and solve related numerical problems.
- 2.7 Illustrate parallelogram law of vectors (working of sling and flying bird).
- 2.8 Explain a vector in terms of unit vectors ( $\hat{i}, \hat{j}, \hat{k}$ ) and solve related numerical problems on finding magnitude and unit vector.
- 2.9 Explain Scalar product of two vectors and solve numerical problems.
- 2.10 Construct expressions for work done ( $W = \vec{F} \cdot \vec{S}$ ) and power ( $P = \vec{F} \cdot \vec{v}$ ) in vector notation starting from force and solve related numerical problems.
- 2.11 Identify the properties of scalar product.
- 2.12 Explain vector product of two vectors and solve related numerical problems.
- 2.13 Construct an expression for torque in vector notation ( $\vec{\tau} = \vec{r} \times \vec{F}$ ) starting from force and position vector and solve numerical problems.
- 2.14 Outline the expressions for areas of triangle and parallelogram in vector notation and solve numerical problems.
- 2.15 Identify the properties of vector product.

**CO3: Analyze the kinematic equations for projectiles and objects moving on horizontal and inclined frictional surfaces.**

- 3.1 Outline the equations of motion in a straight line.
- 3.2 Explain acceleration due to gravity and extend the equations of motion to freely falling body and body projected vertically upward.
- 3.3 Explain projectile motion of a body with examples.
- 3.4 Develop the expression for path of a projectile in oblique projection.
- 3.5 Develop formulae for Maximum height, Time of ascent, Time of descent, Time of flight, Horizontal range and maximum horizontal range of a projectile in oblique projection and solve related numerical problems.
- 3.6 Explain friction and causes of friction.
- 3.7 Classify types of friction.

- 3.8 Explain the concept of Normal reaction, Angle of repose and Coefficient of friction.
- 3.9 Outline the laws of Static friction.
- 3.10 Develop the expression for acceleration of a body on a rough horizontal surface and solve simple numerical problems on  $a = \mu g$  and  $F = \mu R$
- 3.11 Develop the expressions for displacement and time taken to come to rest by a body over a rough horizontal surface and solve simple numerical problems on  $s = \frac{u^2}{2\mu g}$  and  $t = \frac{u}{\mu g}$
- 3.12 Develop the expressions for acceleration of a body on a rough inclined surface (moving upward and sliding downward)
- 3.13 Outline the advantages and disadvantages of friction.
- 3.14 Identify the methods of minimizing friction.

**CO4: Make use of the fundamental properties elasticity, surface tension and viscosity of solids and fluids to solve problems in mechanics.**

- 4.1 Define Elasticity and elastic bodies with examples.
- 4.2 Explain Stress and Strain with their expressions and solve related numerical problems.
- 4.3 Explain types of stress and strain (longitudinal, shear and bulk).
- 4.4 Define Elastic limit and explain Hooke's law.
- 4.5 Explain stress and strain curve of a metallic wire.
- 4.6 Develop a formula for Young's modulus of a wire having circular cross-sectional area and solve related numerical problems.
- 4.7 Compare Cohesive and Adhesive forces.
- 4.8 Explain Surface tension and illustrate Surface tension with examples.
- 4.9 Explain capillarity and angle of contact.
- 4.10 Outline the formula for determination of surface tension of a liquid based on capillary rise method with legible diagram (no derivation  $T = \frac{h r d g}{2 \cos \theta}$ ) and solve related numerical problems.
- 4.11 Explain the effect of temperature and impurity on surface tension of a liquid.
- 4.12 Explain Viscosity.
- 4.13 Develop Newton's formula for viscous force and explain coefficient of viscosity and solve related numerical problems.
- 4.14 Outline Poiseuille's equation for coefficient of viscosity and solve related numerical problems.
- 4.15 Explain the effect of temperature on viscosity of liquids and gases.
- 4.16 Identify the importance of viscosity in lubricants.

**CO5: Develop the knowledge associated with laws of conservation of energy and Renewable Energy sources such as Solar energy and Wind energy for sustainable environment.**

- 5.1 Explain the concept of Work, Power and Energy and solve related numerical problems.
- 5.2 Explain Potential energy and Kinetic energy with examples.
- 5.3 Develop expressions for Potential energy and Kinetic energy and solve related numerical problems.
- 5.4 Develop Work-Energy theorem and solve related numerical problems.
- 5.5 Explain law of conservation of energy with examples.
- 5.6 Prove law of conservation of energy in the case of a freely falling body and solve related numerical problems.
- 5.7 Illustrate law of conservation of energy in the case of simple pendulum.
- 5.8 Explain Non-renewable and Renewable energy sources and list the sources.
- 5.9 Explain construction and working of Solar water heater and Wind mill with legible diagrams.

**CO6: Utilize the principles of thermal expansion to explain thermostat and identify the significance of laws of thermodynamics.**

- 6.1 Explain modes of transmission of heat.
- 6.2 Explain thermal expansion of solids and develop three coefficients of expansion of solids and identify the applications.
- 6.3 Explain thermal conductivity of a solid and develop the expression for it [ $Q = KA(\theta_1 - \theta_2)t$ ].
- 6.4 Explain principle of bimetallic strip.
- 6.5 Explain construction and working of bimetallic thermostat as an automatic temperature control device in electrical gadgets.
- 6.6 Explain Boyle's law in gases and its limitations and solve related numerical problems.
- 6.7 Explain concept of Absolute Zero using volume and pressure coefficients of a gas [ $V_t = V_0(1 + \frac{t}{273})$  and  $P_t = P_0(1 + \frac{t}{273})$ ] and develop Absolute temperature scale.
- 6.8 Explain Charles' laws in gases in terms of absolute temperature and solve related numerical problems.
- 6.9 Develop Ideal gas equation and calculate universal gas constant and solve related numerical problems.
- 6.10 Translate gas equation in terms of density and solve related numerical problems.
- 6.11 Explain Isothermal and Adiabatic processes and identify differences between them.
- 6.12 Explain the terms internal energy and external work done by a gas.
- 6.13 Develop the expression for work done by the gas [ $W = P(V_2 - V_1)$ ] and solve related numerical problems.
- 6.14 Explain first law of thermodynamics and list applications of it and solve related numerical problems.
- 6.15 Solve first law of thermodynamics to isothermal and adiabatic processes.
- 6.16 Explain second law of thermodynamics and list applications of it.

## Course Content and Blue Print of Marks for SEE

### Semester End Examination

Sl No	Unit No.	Questions to be set for SEE				Remarks	
		R		U	A		
1	I	4	1		9(a)	13(a)	
2	II						
3	III		2		10(a)	14(a)	
4	IV						
5	V		3	5, 6	9(b)	13(b)	
					11(a)	15(a)	
					11(b)	15(b)	
6	VI			7,8	10(b)	14(b)	
					12(a)	16(a)	
					12(b)	16(b)	
Total Questions		8		8	8		

Legend:	Remembering (R)	1 Mark
	Understanding (U)	3 Marks
	Application (A)	5 Marks

**STATE BOARD OF TECHNICAL EDUCATION & TRAINING, TELANGANA**  
**DIPLOMA EXAMINATION (C 24)**

**SEMESTER I**

**MID-I EXAM**

**SC 103 Basic Physics**

**Model Question paper**

**Duration: 1hour**

**Max. Marks: 20**

---

**PART-A**

Instructions: 1. Answer **ALL** questions.

2. Each question carries **ONE** mark.

4X1 =4

1. Define fundamental physical quantity.
2. Name the dimensional formula of Power.
3. How does vector is different from scalar?
4. Define unit vector.

**PART-B**

Instructions: 1. Answer **ALL** questions.

2. Each question carries **THREE** marks.

2X3 =6

5(a) Outline advantages of S.I. units.

(OR)

- (b) The displacement of a particle moving along x-axis with respect to time is  $x=at+bt^2-ct^3$ .  
Find the dimensional formulae of a, b and c.

6(a) Explain triangle law of vectors.

(OR)

- (b) At an airport, a horizontal wind is blowing at  $15 \text{ ms}^{-1}$  at an angle of  $60^\circ$  north of east.  
Calculate the components of the wind velocity in the north and east directions.

### PART-C

Instructions: 1. Answer **ALL** questions.

2. Each question carries **FIVE** marks.

2X5 =10

7(a) Apply dimensional analysis to convert unit of energy from SI to CGS.

(OR)

(b) Construct an expression for time period of simple pendulum using dimensional analysis starting from length of pendulum ( $l$ ), mass of the bob ( $m$ ) and acceleration due to gravity ( $g$ ). Take proportionality constant as  $2\pi$ .

8(a) Develop expressions for magnitude and direction of resultant of two vectors using parallelogram law of vectors.

(OR)

(b) Apply vector properties to find the angle between  $\vec{P} = 2\hat{i} - 2\hat{j} + \hat{k}$  and  $\vec{Q} = \hat{i} - 2\hat{j} + \hat{k}$

**STATE BOARD OF TECHNICAL EDUCATION & TRAINING, TELANGANA**

**DIPLOMA EXAMINATION (C 24)**

**SEMESTER I**

**MID-II EXAM**

**SC 103 Basic Physics**

**Model Question paper**

**Duration: 1 hour**

**Max. Marks: 20**

---

**PART-A**

- Instructions: 1. Answer **ALL** questions.  
2. Each question carries **ONE** mark.

4X1 =4

1. What is a projectile?
2. Define Normal reaction
3. Define Elastic limit.
4. Define angle of contact.

**PART-B**

- Instructions: 1. Answer **ALL** questions.  
2. Each question carries **THREE** marks.

2X3 =6

- 5(a) A ball is kicked into air with a velocity of  $20 \text{ ms}^{-1}$  at an angle  $30^\circ$  to the Earth's surface. Find maximum height reached by the ball. (Take  $g = 10 \text{ ms}^{-2}$ )  
(OR)

- (b) Outline the laws of Static friction.

- 6(a) An object of weight 20 N suspended vertically from a crane on a steel cable 4 m long and 2 mm in diameter produces an elongation of 0.24 mm. Calculate the stress and strain in the cable.

(OR)

- (b) Draw a neat diagram for the rise and fall of a liquid in a capillary tube showing meniscus and angle of contact.



### **PART-C**

Instructions: 1. Answer **ALL** questions.

2. Each question carries **FIVE** marks.

2X5 =10

7(a) Develop the expression for path of a projectile in oblique projection.

(OR)

(b) Develop the expression for acceleration of a body moving up on a rough inclined surface

8(a) Develop a formula for Young's modulus of a wire having circular cross-sectional area.

(OR)

(b) Develop Newton's formula for viscous force and explain coefficient of viscosity.

\*\*\*\*\*

**STATE BOARD OF TECHNICAL EDUCATION & TRAINING, TELANGANA**

**DIPLOMA EXAMINATION (C 24)**

**SEMESTER I**

**SEMESTER END EXAM**

**SC 103 Basic Physics**

**Model Question paper**

**Duration: 2 hours**

**Max. Marks: 40**

---

**PART – A**

- Instructions: 1. Answer **ALL** questions.  
2. Each question carries **ONE** mark.

8X1=8

1. Name the dimensional formula of universal gravitational constant.
2. Define angle of repose.
3. What is kinetic energy?
4. Name one example of surface tension.
5. Define renewable energy source.
6. What is the principle of working of wind mill?
7. Define convection..
8. Define internal energy.

**PART – B**

- Instructions: 1. Answer **ALL** questions.  
2. Each question carries **THREE** marks.

4X3=12

- 9(a). Explain vector product of two vectors.

(OR)

- (b). A gun fires 120 bullets per minute. Find the power of the gun if the mass of each bullet is 3 g and velocity is  $500 \text{ ms}^{-1}$ .

- 10(a). Draw a neat diagram to show various forces acting on a body which is (a) sliding downward and (b) moving upward on a rough inclined surface.

(OR)

- (b). Explain principle of bimetallic strip.

- 11(a). Calculate the work done by a ball of mass 2 kg when its velocity increases from 5 m/s to  $10 \text{ ms}^{-1}$  due to applied force.

(OR)

(b). The work done by a person in carrying a box of mass 20 kg through a vertical height of 5 m is 4900 J. Find the mass of the person.

12(a). The volume of a gas at  $30^{\circ}\text{C}$  is 200 cc. What is the volume of the gas if temperature of the gas is raised to  $100^{\circ}\text{C}$  at constant pressure?

(OR)

(b). Explain Boyle's law and its limitations.

### **PART – C**

Instructions: 1. Answer **ALL** questions.

2. Each question carries **FIVE** marks.

4X5 = 20

13(a). Develop expressions for magnitude and direction of resultant of two vectors using parallelogram law of vectors.

(OR)

(b). Develop Work-Energy theorem.

14(a). Draw a schematic graph of the applied force versus resulting elongation of a metallic wire. Identify the important features in it.

(OR)

(b). Develop the relation between Pressure, Volume and Temperature of an ideal gas.

15(a). Prove law of conservation of energy in the case of a freely falling body.

(OR)

(b). Explain working of wind mill with legible diagram.

16(a). Develop the relation between Pressure, Volume and Temperature of an ideal gas.

(OR)

(b). Explain thermal conductivity of a solid and develop the expression for it.

\*\*\* \*\* \*\*\*

## SC-104-GENERAL ENGINEERING CHEMISTRY

Course Title	General Engineering Chemistry	Course Code	SC-104
Semester	I	Course Group	Foundation
Teaching Scheme in Periods(L:T:P)	4:1:0	Credits	2.5
Methodology	Lecture + Tutorial	Total Contact Periods	75
CIE	60 Marks	SEE	40 Marks

**Prerequisite:** Basic knowledge of chemistry in secondary education and appreciate the role of Chemistry and environmental science in different spheres of industries.

**Course Outcome:** On successful completion of the course, the students will have ability to attain below

**Course Outcomes (CO):**

CO1	Explain the concept of atomic structure, chemical bonding, oxidation, reduction and oxidation number and apply the knowledge in the selection of engineering materials.
CO2	Explain concept of mole, molarity, normality and colloids and utilize the knowledge in various industrial processes.
CO3	Make use of the different theories of acids and bases, concept of pH, buffer action and apply the knowledge in selection of solutions in industrial areas.
CO4	Extend the knowledge of Ecosystem, Biodiversity, Green Chemistry and Management of e-waste in maintaining the sustainable development of society.
CO5	Identify the hardness and degree of hardness of water and apply there Levant water treatment methods to solve domestic and industrial problems.
CO6	Explain the concept of electrolysis, applications of electrolysis, Faraday's Laws of Electrolysis and apply the knowledge in extraction and purification of metals used for domestic and industrial purposes.

## CO-PO-Mapping

CO	PO1	PO2	PO3	PO4	PO5	PO6	PO7
CO1	3	-	-	-	-	-	1
CO2	3	1	-	-	1	-	2
CO3	3	1	-	-	-	-	2
CO4	3	-	-	-	3	-	3
CO5	3	1	-	-	3	-	-
CO6	3	1	-	-	-	-	-

## COURSE CONTENTS:

### UNIT-I: Fundamentals of Chemistry

**L10 + T3 Periods**

Atomic Structure: Introduction – Atomic number – Mass number - Isotopes and Isobars -Bohr's Atomic Theory- Quantum numbers - Orbitals - Shapes of s, p and d orbitals – Aufbau principle - Hund's rule -Pauli's exclusion principle-Electronic configuration of elements

Chemical Bonding: Introduction – Electronic theory of valency - Types of chemical bonds Ionic, Covalent, Co-ordinate covalent and Metallic bond- properties of Ionic and Covalent compounds.

Oxidation - Reduction: Electronic concept of Oxidation, Reduction and Redox reaction.

Oxidation number - Calculations.

### UNIT-II: Solutions and Colloids

**L10+ T2Periods**

Introduction - Solution – Solubility - Classification of solutions based on solubility and physical state-Atomic weight-Molecular weight, Equivalent weight-Mole concept –Molarity–Normality

Numerical problems on mole, molarity and normality –Colloids- Types of colloids-Lyophilic and Lyophobic colloids -Properties of Colloids -Industrial applications of colloids

### UNIT-III: Acids and Bases

**L10+ T2 Periods**

Introduction - Theories of acids and bases and limitations - Arrhenius theory - Brownsted Lowry theory - Lewis acid base theory - Ionic product of water - pH and related numerical problems- Buffer solutions-buffer action-Applications of buffer solution-Ostwald's theory of indicators.

#### **UNIT-IV: Environmental Science**

**L10+ T3 periods**

Introduction-Environment –Scope and importance of environmental studies- Important terms- Concept of ecosystem - Producers, consumers and decomposers - Biodiversity, definition and threats to Biodiversity- Green Chemistry– e-waste –Management of e-waste.

#### **UNIT-V: Water Technology**

**L10+ T3 periods**

Introduction-Soft and hard water-Causes of hardness–Types of hardness-Disadvantages of hard water using in industries-Degree of hardness-Softening methods-Permutit process, Ion exchange process-Drinking water-Municipal treatment of water for drinking purpose–Osmosis-Reverse Osmosis-Advantages of Reverse osmosis–Desalination by Electro dialysis.

#### **UNIT-VI: Electrochemistry**

**L10+ T2Periods**

Conductors, insulators, electrolytes–Types of electrolytes-Arrhenius theory of electrolytic dissociation- Electrolysis– Electrolysis of fused NaCl and aqueous NaCl-Applications of electrolysis-Faraday's laws of electrolysis-Numerical problems.

#### **COURSE OBJECTIVES**

##### **CO1: Explain the concept of atomic structure, chemical bonding, oxidation, reduction and oxidation number and apply the knowledge in the selection of engineering materials.**

- 1.1 Compare the mass and charge of proton, electron and neutron
- 1.2 Define and explain atomic number, mass number, isotopes and isobars
- 1.3 State the postulates of Bohr's atomic theory and its limitations
- 1.4 Explain Quantum numbers and their Significances
- 1.5 Define an Orbital explain the shapes of s, p and d orbitals.
- 1.6 Outline the differences between Orbit and Orbital
- 1.7 Define electronic configuration and apply Aufbau principle, Hund's rule, and Pauli's exclusion principle in writing electronic configuration of elements up to atomic number 30
- 1.8 Explain the postulates of Electronic theory of valency
- 1.9 Define chemical bond and list the types of chemical bond
- 1.10 Define ionic bond and explain the Ionic bond formation in NaCl and MgO molecules
- 1.11 Define and explain the types of covalent bonds
- 1.12 Explain the covalent bond formation in homo atomic molecules (non-polar molecules):  
H<sub>2</sub>, O<sub>2</sub>, N<sub>2</sub>
- 1.13 Explain the covalent bond formation in hetero atomic molecules (polar molecules): HF and H<sub>2</sub>O
- 1.14 Explain the properties of ionic compounds and covalent compounds
- 1.15 Compare the properties of ionic compounds and covalent compounds
- 1.16 Define Co-ordinate covalent bond and explain the bond formation in ammonia borontrifluoride and Hydronium ion
- 1.17 Define metallic bond and explain with free electron theory/ electron sea model
- 1.18 Define and explain the electronic concept of oxidation, reduction and redox reaction
- 1.19 Define oxidation number and list the rules for calculation of oxidation number
- 1.20 Find the oxidation number of C, N, S, P, Cr and Mn in their compounds

**CO2: Explain concept of mole, molarity, normality and colloids and utilize the knowledge in various industrial processes.**

- 2.1 Define the terms: solution, solute, solvent, aqueous solution and alcoholic solution with examples
- 2.2 Define solubility and classify the solutions based on solubility
- 2.3 Classify the solutions based on the physical state of solution, solute and solvent
- 2.4 Define atomic weight, molecular weight and equivalent weight
- 2.5 Find the molecular weight and the equivalent weights of acids, bases and salts
- 2.6 Explain mole concept and solve the numerical problems on mole
- 2.7 Define and explain molarity and normality
- 2.8 Find the relationship between molarity and normality
- 2.9 Solve numerical problems on molarity and normality of solutions
- 2.10 Define the terms: true solution, colloids and suspensions with examples
- 2.11 Classify the colloids and explain their properties
- 2.12 Compare the properties of Lyophilic Colloid and Lyophobic Colloid
- 2.13 Explain the general properties of colloids such as a) Tyndall effect b) Brownian movement and c) Coagulation
- 2.14 Explain in brief any five industrial applications of colloids

**CO3: Make use of the different theories of acids and bases, concept of pH, buffer action and apply the knowledge in selection of solutions in industrial areas.**

- 3.1 Explain the postulates and limitations of Arrhenius theory of acids and bases
- 3.2 Explain the postulates and limitations of Brownsted - Lowry theory of acids and bases
- 3.3 Explain the postulates and limitations of Lewis theory of acids and bases
- 3.4 Define and explain the ionic product of water and solve numerical problems
- 3.5 Define pH and solve numerical problems on pH
- 3.6. Explain Ostwald's theory of indicators with phenolphthalein and methyl orange indicators as examples
- 3.7 Define buffer solution and explain the acidic and basic buffers with examples
- 3.8 Explain buffer action of Acetate buffer and Ammonium buffer
- 3.9 Explain general applications of buffer solutions

**CO4: Extend the knowledge of Ecosystem, Biodiversity, Green Chemistry and Management of e-waste in maintaining the sustainable development of society.**

- 4.1 Define and explain different segments of environment: i) Atmosphere, ii) Hydrosphere, iii) Lithosphere and iv) Biosphere
- 4.2 Define the terms: i) Pollutant, ii) Contaminant iii) Pollution, iv) Receptor, v) Sink, vi) Particulates, vii) Threshold limit value (TLV), viii) Dissolved oxygen (DO), ix) BOD and x) COD
- 4.3 Define Ecosystem. Explain the biotic and abiotic components of ecosystem.
- 4.4 Define and explain the following biotic components with examples:
  - 1) Producers, 2) Consumers and 3) Decomposers
- 4.5 Define biodiversity and explain the threats to biodiversity
- 4.6 Explain the methods of conservation of biodiversity
- 4.7 Define and explain the principles of Green chemistry
- 4.8 Define e-waste and explain the sources of e-Waste
- 4.9 Explain the effect of e-waste on environment and human beings
- 4.10 Explain the management of e-waste-Land filling, incineration and recycling.

**CO5: Identify the hardness and degree of hardness of water and apply there Levant water treatment methods to solve domestic and industrial problems.**

- 5.1 List the various sources of water.
- 5.2 Define the terms soft water and hard water
- 5.3 Define hardness of water and name the compounds responsible for hardness
- 5.4 Define and explain the types of hardness
- 5.5 Identify the disadvantages of using hard water in industries: i) Boilers ii) Laundry, iii) Textile industry, iv) Paper industry, v) Sugar Industry and vi) Pharmaceutical industry
- 5.6 Define degree of hardness and explain different units of hardness - ppm and mg/L solve numerical problems on degree of hardness
- 5.7 Utilize and explain a) Permutit process and b) Ion-Exchange process in softening of hard water:
- 5.8 Define desalination of water
- 5.9 Define Osmosis and Reverse Osmosis (RO)
- 5.10 Explain the process of conversion of sea water into drinking water by reverse osmosis
- 5.11 List the applications and advantages of RO.
- 5.12 Explain the desalination of sea water by Electro dialysis.
- 5.13 List the essential qualities of drinking water.
- 5.14 Explain the Municipal treatment of water for drinking purpose with flow chart-
  - a) Sedimentation b) Coagulation c) Filtration, d) Sterilization by Aeration and Chlorination



**CO6: Explain the concept of electrolysis, applications of electrolysis, Faraday's Laws of Electrolysis and apply the knowledge in extraction and purification of metals used for domestic and industrial purposes.**

- 6.1 Define the terms, conductor, insulator, electrolyte and non-electrolyte
- 6.2 Classify the electrolytes - strong and weak electrolytes with examples.
- 6.3 Compare and contrast the metallic conductors and electrolytic conductors.
- 6.4 Explain the Arrhenius theory of electrolytic dissociation.
- 6.5 Define electrolysis.
- 6.6 State and explain Faraday's laws of electrolysis
- 6.7 Define chemical equivalent and electrochemical equivalent and their relation
- 6.8 Numerical problems based on Faraday's I-law and II- law
- 6.9 Construct the suitable electrolytic cell to explain the electrolysis of fused NaCl and aqueous NaCl (Nelson Cell).
- 6.10 Apply the principle of electrolysis in Electrolytic refining of copper metal and Electroplating.

BOARD DIPLOMA EXAMINATIONS (C24)  
FIRST SEMESTER EXAMINATION  
**MIDSEM -I**  
**SC-104-GENERAL ENGINEERING CHEMISTRY**

**Time: 1 Hour**

---

**Max. Marks: 20**

**PART-A**

Instructions: Answer all questions. Each question carries one mark

4 x 1 = 4 Marks

1. State Hund's rule.
2. What is the electronic configuration of Cr.
3. Define mole.
4. What are colloids?

**PART-B**

2 x 3 = 6 Marks

Instructions: Answer the following questions.

Each question carries three marks

5. a) Outline the shapes of s and d orbitals.

(OR)

5. b) Explain the covalent bond formation in Nitrogen molecule by Lewis dot method.

6. a) Classify solutions based on their physical state.

(OR)

6. b) Compare any three properties of lyophilic and lyophobic colloids.

**PART - C**

Instructions: Answer the following questions.

Each question carries five marks

2 x 5 = 10 Marks

7. a) Identify and explain the nature of bonding in the following molecule 1. MgO, 2. HCl

(OR)

- b) Find the oxidation number of 'S' in  $\text{H}_2\text{SO}_4$ , 'Mn' in  $\text{KMnO}_4$  and 'Cr' in  $\text{K}_2\text{Cr}_2\text{O}_7$

8. a) Find the weight of  $\text{H}_2\text{SO}_4$  required to prepare 400 ml of 0.5M solution.

(OR)

- b) Find the normality of 500 ml solution containing 0.53 grams of  $\text{Na}_2\text{CO}_3$ .

**BOARD DIPLOMA EXAMINATIONS (C24)**  
**FIRST SEMESTER EXAMINATION**  
**MIDSEM -II**  
**SC-104-GENERAL ENGINEERING CHEMISTRY**

**Time: 1 Hour**

---

**Max. Marks: 20**

**PART-A**

Instructions: Answer all questions. Each question carries one mark 4 x 1 =

4 Marks

1. What is conjugate acid base pair?
2. Define ionic product of water.
3. Define an ecosystem.
4. What is threshold limit value?

**PART-B**

Instructions: Answer the following questions.

2 x 3 = 6 Marks

Each question carries three marks

5. a) Outline the limitations of Arrhenius theory of acid and bases?

(OR)

- b) Explain neutralization according to Lewis theory of acids and bases with an example.

6. a) Explain the terms producers, consumers and decomposers with example.

(OR)

- b) Explain the effect of e-waste on environment.

**PART - C**

Instructions: Answer the following questions.

2 x 5 = 10 Marks

Each question carries five marks

7. a) Define pH. Find the pH of 0.5M NaOH solution.

(OR)

8. b) What are buffer solutions? Explain any four applications of buffer solutions.

9. a) What is Biodiversity? Explain the methods of Conservation of Biodiversity.

(OR)

- b) What is Green chemistry? Explain any four principles of Green Chemistry.

BOARD DIPLOMA EXAMINATIONS (C24)  
FIRST SEMESTER EXAMINATION  
**SEMESTER END EXAMINATION**  
**SC-104-GENERAL ENGINEERING CHEMISTRY**

**Time: 2 Hours**

**Max. Marks: 40**

**PART-A**

Instructions: Answer all questions. Each question carries one mark. 8 X 1 = 8 marks

1. Define atomic mass number.
2. What is biodiversity?
3. Define degree of hardness of water.
4. What are buffer solutions?
5. Define soft water and hard water.
6. Name the salts responsible for temporary hardness of water.
7. Define the terms conductor and insulator.
8. What is an electrolyte?

**PART- B**

Instructions: Answer the following questions.  
Each question carries three marks

4x3=12 Marks

9. a) State and explain Hund's rule.  
(OR)  
b) Interpret any six essential qualities of drinking water.
10. a) Explain the terms producers, consumers and decomposers with examples.  
(OR)  
b) Explain strong and weak electrolytes? Give examples.
11. a) Define reverse osmosis and predict its advantages.  
(OR)  
b) Compare temporary and permanent hardness of water.
12. a) Identify the differences between metallic and electrolytic conductors.  
(OR)  
b) Explain Faraday's Laws of electrolysis.

**PART- C**

Instructions: Answer the following questions.  
Each question carries five marks.

4 x 5 = 20 Marks

13. a) Find the Molarity and Normality of the two liters of solution containing 10.6 grams of  $\text{Na}_2\text{CO}_3$ .  
(OR)  
b) Find the temporary and permanent hardness of water containing the following salts per liter  
i.  $\text{Ca}(\text{HCO}_3)_2 = 32.4 \text{ mg}$  ii.  $\text{Mg}(\text{HCO}_3)_2 = 29.2 \text{ mg}$  iii.  $\text{CaSO}_4 = 13.6 \text{ mg}$  iv.  $\text{MgCl}_2 = 19 \text{ mg}$
14. a) Explain Lewis theory of acids and bases.  
(OR)  
b) Explain the process of electrolysis of fused NaCl.
15. a) Explain the Permutit process of softening of hard water with a neat labeled diagram.  
(OR)  
b) Identify and explain the disadvantages of using hard water in the following industries?  
i). Boilers ii) Laundry iii) Paper industry iv) Textile industry v) Pharmaceuticals
16. a). Explain the process of electrolytic refining of copper.  
(OR)  
b) Find the weight of Al deposited on the cathode if 0.5 amperes of electric current is passed through  $\text{AlCl}_3$  solution for 1 hour.

## CS-105 - COMPUTER FUNDAMENTALS & HARDWARE

Course Title:	Computer Fundamentals & Hardware	Course Code	CS-105
Semester	I Semester	Course Group	Core
Teaching Scheme in Periods (L:T:P)	4:1:0	Credits	2.5
Methodology	Lecture + Tutorials	Total Contact Periods	75
CIE	60 Marks	SEE	40 Marks

### Pre requisites

Basics about computer.

### Course Outcomes

Upon completion of the course, the student shall be able to

CO1	Understand Fundamentals of Computer
CO2	Understand DOS Operating System.
CO3	Understand Windows Operating Systems.
CO4	Understand PC hardware and its Components.
CO5	Understand Processors, Memories
CO6	Understand Mass storage devices, I/O Devices.

### Course Content and Blue Print of Marks for SEE

Unit No	Unit Name	Periods	Questions to be set for SEE				
			R		U	A	
I	Understand Fundamentals of Computer	12	Q4	Q1		Q9(a)	Q13(a)
II	Understand DOS Operating System.	12					
III	Understand Windows Operating Systems.	12					
IV	Understand PC hardware and its Components.	12		Q2		Q10(a)	Q14(a)
V	Understand Processors, Memories	14					
VI	Understand Mass storage devices &I/O Devices.	13					
	Total	75	Q3		Q5,Q 6	Q9(b),Q11(a), Q11(b)	Q13(b),Q15(a) , Q15(b)
					Q7,Q 8	Q10(b),Q12(a) , Q12(b)	Q14(b),Q16(a) , Q16(b)
	Total	75	8		8	8	8

## Course Contents

### UNIT - 1: Fundamentals of Digital Computer

**Duration: 12 Periods(L:10 - T:2)**

Generations of Computers -Block diagram of a Digital Computer - Functional parameters of CPU - Clock speed and word length - Functional blocks of a CPU: ALU and Control unit, types of memory RAM, ROM

### UNIT - 2: DOS Operating Systems

**Duration: 12 Periods (L:10 T:2)**

Operating System - Need for an operating system - List the various operating systems – DOS Operating System – DOS Prompt - Types of DOS commands - Internal & External Commands - Directories and files - wild cards - autoexec.bat - config.sys

### UNIT - 3: Windows Operating Systems

**Duration: 12 Periods (L: 10 – T:2)**

Features of Windows desktop - Components of a Window - Function of each component of a Window - Method of starting a program using start button -Maximize, minimize, restore down and close buttons- Meaning of a file and folder -Viewing the contents of hard disk drive using explorer - Finding a file - Installing and uninstalling software using control panel - Installing and uninstalling hardware using control panel - Drive space - disk defragmentation - Installing a printer - Changing resolution, colour, appearance and screensaver options of the display - Changing the system date and time

### UNIT - 4: PC hardware and its Components.

**Duration: 12 Periods (L: 10 – T:2)**

PC Hardware and software - Importance of BIOS - BIOS functions (i) POST, (ii) Bootstrap loading - Configuration of a general purpose computer - Identification of various components on the motherboard. Mother Board - Various I/O ports available on motherboard – SMPS - Importance of SMPS over linear voltage power supply - Connectors from SMPS and voltage levels of each wire in various connectors based on the standard color of the wire Processors

### UNIT - 5: Processors, Memories

**Duration:13 Periods (L: 11 – T:2)**

Various processors used in the system : INTEL P4, AMD Athlon, Dual core, Core 2 Duo, i-series (i3,i5 and i7) – Chipset - INTEL chipsets 915,945,955, 965, 975 - AMD chipsets - Processor sockets Like ZIF, SEC, LGA, PGA, BGA. Memories - RAM - Static and Dynamic RAM - RAM types - SDRAM (Synchronous DRAM), Asynchronous DRAM, DDR1, DDR2 and DDR3 RAM - SIMM and DIMM - RAM Slots – Up gradation of RAM.

### UNIT-6: Mass storage devices & I/O Devices

**Duration: 14 Periods (L: 12 – T:2)**

Hard Disk drive - Construction details of Hard disk drive - Jumper settings - Hard disk interfacing standards like IDE / SCSI / SATA – Optical disk drives - CDROM, CD-RW, - DVD-ROM, DVD-RW drives – Pen Drive – Solid State Drives (SSD) - Various input devices used with a general purpose computer - Keyboard (Wired & Wireless Keyboard) - Mouses (Wired & wireless Mouse) - Various scanners - Output Devices - Various Output devices used with a general purpose computer –LED/OLED Monitors- Categories of printers (Impact and Non-Impact) - Dot matrix printer, Inkjet printer, Laser printer - Multi-Function printer.

## Text Books

1. Enhanced Guide to Managing And Maintaining Your PC - Jean Andrews, (Thomson)
2. PC Hardware A Beginners Guide -- Gilster (TMH)
3. Trouble Shooting Your PC -- Stone & poor, Microsoft Press

## Reference Books

1. PC Upgrading -- Stephen Bigelow (TMH)
2. Computer Science Theory & Application - E. Balaguruswamy, B. Sushila
3. Introduction to Computers (Special Indian Edition) - Peter Norton.

## Suggested Learning Outcomes

### CO1: Understand Fundamentals of Computer.

- 1.1 Define various terms related to computers - Computer, Hardware , Software, Firmware, High Level Language , Low Level Language
- 1.2 Explain the generations of computers.
- 1.3 Draw the block diagram of a Computer.
- 1.4 Describe the interaction between the CPU, Memory, Input / Output devices
- 1.5 Describe the function of CPU and major functional parts of CPU
- 1.6 Describe the function of memory.
- 1.7 Describe the function of input/output devices.
- 1.8 State the relevance of speed and word length for CPU Performance's.
- 1.9 Give the classification of computers - based on a) size, b) processor.

### CO2: Understand DOS Operating System.

- 2.1 Define Operating System
- 2.2 List various operating systems used presently.
- 2.3 Understand DOS Operating System
- 2.4 DOS Prompt.
- 2.5 Classify DOS commands
- 2.6 Internal Commands - CD, MD, DIR, RD, COPY, COPYCON, TYPE, DEL, PATH, DATE, TIME
- 2.7 External Commands - ATTRIB, TREE, FORMAT, CHKDSK, DISKCOPY, SCANDSK, XCOPY, PRINT, DELTREE
- 2.8 Explain directories and files
- 2.9 Know wild card characters
- 2.10 Describe Autoexec.bat and config.sys files

### CO3: Understand Windows Operating Systems.

- 3.1 Understand Windows Operating Systems
- 3.2 List the features of Windows desktop.
- 3.3 List the components of a Window.
- 3.4 State the function of each component of a Window.
- 3.5 Explain the Method of starting a program using start button.
- 3.6 Explain usage of maximize, minimize, restore down and close buttons.
- 3.7 State the meaning of a file.
- 3.8 State the meaning of a folder.
- 3.9 Explain the Method of viewing the contents of hard disk drive using Explorer
- 3.10 Explain the Method of finding a file using search option.
- 3.11 Describe installing & uninstalling software using control panel
- 3.12 Explain installing & uninstalling hardware using control panel
- 3.13 Narrate finding out drive space using system tool option of Accessories group
- 3.14 Explain the procedure of disk defragmentation using System tools
- 3.15 Narrate installing a printer using control panel
- 3.16 Explain the procedure for changing resolution, colour, appearance, screensaver options of the display
- 3.17 Narrate the process of changing the system date and time

#### **CO4: Understand PC hardware and its Components.**

- 4.1 Explain PC Hardware and software
- 4.2 State the importance of BIOS
- 4.3 Explain the BIOS functions (i) POST, (ii) Bootstrap loading
- 4.4 State the configuration of a general purpose computer.
- 4.5 Identify Mother board, Processor, Chipset, SMPS, Disk Drives, RAM, ISA/EISA, PCI, IDE slots, RAM slots, AGP Slot, Mouse, Keyboard connector, Monitor connector (VGA Port), Printer connector, Speaker connector, USB ports, Parallel port, Serial Port, and Modem of the system.
- 4.6 List various components on motherboard.
- 4.7 List the I/O ports available on motherboard
- 4.8 Explain SMPS
- 4.9 State the importance of SMPS over linear voltage power supply
- 4.10 Know the connectors from SMPS and list the voltage levels of each wire in various connectors based on the standard color of the wire

#### **CO5: Understand Processors, Memories**

- 5.1 Describe various processors used in the system: INTEL P4, AMD Athlon, Dual core, Core 2 Duo and i-series (i3,i5,i7).
- 5.2 Define chipset.
- 5.3 Explain the INTEL chipsets 915,945,955, 965, 975
- 5.4 List the AMD chipsets
- 5.5 State different processor sockets Like ZIF, SEC, LGA, PGA, BGA.
- 5.6 Define the static and dynamic RAM.
- 5.7 Explain RAM types - SDRAM (Synchronous DRAM), Asynchronous DRAM, DDR1, DDR2 and DDR3
- 5.8 Describe SIMM and DIMM
- 5.9 Explain RAM Slots
- 5.10 Explain the procedure to upgrade RAM capacity of the system by adding additional RAMs

#### **CO6: Understand Mass storage devices, I/O Devices.**

- 6.1 List the different Mass Storage devices.
- 6.2 Give the constructional details and working of a Hard disk Drive
- 6.3 Explain the importance of jumper settings of Hard Disk drive and give details of it
- 6.4 Familiarize with hard disk interfacing standards like IDE / PATA / SCSI / SATA
- 6.5 Know about various optical disk drives like CD-ROM, CD-RW, DVD-ROM, DVD-RW.
- 6.6 Explain the process of reading and writing of data on various disk drives like CD- ROM, CD- Writer, DVD Drive.
- 6.7 Know about Flash Drives.
- 6.8 Know about Solid-State Drives (SSD)
- 6.9 Describe different Types of Keyboard
- 6.10 Describe different Types of Mouses
- 6.11 Describe different types of scanners
- 6.12 Know about LED/OLED Monitors
- 6.13 Describe different categories of printers (Impact and Non-Impact)
- 6.14 Describe Dot matrix printer, Laser printer, Multi-Function printer



## Suggested Student Activities

Student activity like mini-project, surveys, quizzes, etc. should be done in group of 5-10 students. Each group should do any one of the following type of activity or any other similar activity related to the course with prior approval from the course coordinator and programme coordinator concerned.

1. Each group should conduct different activity and no repetition should occur.
2. Explore and analyze topics to improve the level of creativity and analytical skill by taking Quiz/ tests/ assignments. Documents have to be maintained as a record.
3. Create a power point presentation on the topic relevant to course or advanced topics an extension to the course to improve the communication skills. Documents have to be maintained as a record.
4. Visit different sites relevant to topics. Listen to the lectures and submit a handwritten report.

## Suggested e-Learning Links

1. [https://www.tutorialspoint.com/computer\\_fundamentals/computer\\_fundamentals\\_tutorial.pdf](https://www.tutorialspoint.com/computer_fundamentals/computer_fundamentals_tutorial.pdf)
2. <http://www.garfieldcs.com/wordpress/wordpress/wp-content/uploads/2011/09/Computer-Hardware-Basics.pdf>
3. <https://abiiid.files.wordpress.com/2010/12/pc-hardware-a-beginners-guide>

## CO-PO Mapping Matrix

	Basic and Discipline Specific Knowledge	Problem Analysis	Design/Development of Solutions	Engineering Tools, Experimentation and Testing	Engineering Practices for Society, Sustainability and Environment	Project Management	Lifelong Learning	Linked PO
CO	PO1	PO2	PO3	PO4	PO5	PO6	PO 7	PO
CO1	3							1
CO2	3		1					1,3
CO3	3							1
CO4	3		2	2				1,3,4
CO5	3		2	1				1,3,4
CO6	3			2				1,4

**QUESTION PAPER PATTERN FOR SEMESTER END EXAM**

S.No	Description	Level	No of Questions	Marks for each question	Choice	Total Marks
01	Part-A	Remembering(R)	8	1	Nil	8 Marks
02	Part-B	Understanding(U)	8	3	4	12 Marks
03	Part-C	Application(A)	8	5	4	20 Marks
Total Marks						40 Marks

Unit No	Questions to be set for SEE				
	R			U	A
I	Q4	Q1		Q9(a)	Q13(a)
II					
III		Q2		Q10(a)	Q14(a)
IV					
V		Q3	Q5,Q6	Q9(b), Q11(a), Q11(b)	Q13(b), Q15(a), Q15(b)
VI			Q7,Q8	Q10(b), Q12(a), Q12(b)	Q14(b), Q16(a), Q16(b)
Total Questions	8			8	8

**MODEL QUESTION PAPER**  
**BOARD DIPLOMA MID-1 EXAMINATION (C-24)**  
**DCSE-I-SEMESTER**  
**CS-105– Computer Fundamentals & Hardware**

**TIME: 1 HOUR**

**MAXIMUM MARKS: 20**

**PART-A**

**MARKS: 4 X 1=4**

**NOTE: 1. Answer all questions.**

**2. Each question carries one mark.**

1. What is Hardware?
2. Define Memory?
3. Define Operating System?
4. What is directory?

**PART-B**

**MARKS: 2 X 3=6**

**NOTE: 1. Answer any one question from 5 and 6.**

**c) Each question carries three marks.**

5. a) Classify of Computers based on Size?  
(OR)  
d) Explain Briefly Generation of Computers.
6. a) List any six internal DOS Commands.  
(OR)  
e) What are wild card characters.

**PART-C**

**MARKS: 2 X 5=10**

**NOTE: 1. Answer any one question from 7 and 8.**

**2. Each question carries five marks.**

7. a) Explain the block Diagram of Computer.  
(OR)  
b) Explain Low Level Language and High level Language.
8. a) Explain briefly about Autoexec.bat and config.sys files.  
(OR)  
b) Explain briefly about any six External DOS Commands.

**MODEL QUESTION PAPER**  
**BOARD DIPLOMA MID-2 EXAMINATION (C-24)**  
**DCSE-I-SEMESTER**  
**CS-105– Computer Fundamentals & Hardware**

**TIME: 1HOUR**

**MAXIMUM MARKS: 20**

**PART-A**

**MARKS: 4 X 1 =4**

**NOTE: 1. Answer all questions.**

**2. Each question carries one mark.**

1. List the components of Windows?
2. What is the meaning of Folder.
3. What is BIOS?
4. List any four Components on Mother board.

**PART-B**

**MARKS: 2 X 3=6**

**NOTE: 1. Answer any one question from 5 and 6.**

**2. Each question carries three marks.**

5. a) Write the procedure for installing software using control panel.  
(OR)  
b) Write the procedure for finding the file in computer.
6. a) Write about Bootstrap Loading  
(OR)  
b) Write the configuration of General Purpose computer

**PART-C**

**MARKS: 2 X 5=10**

**NOTE: 1. Answer any one question from 7 and 8.**

**2. Each question carries five marks.**

7. a) Explain the procedure for changing resolution, colour, appearance, screensaver options of the display  
(OR)  
b) Write the process of changing the system date and time
8. a) Explain Chipset.  
(OR)  
b) Explain different motherboard types

**MODEL QUESTION PAPER**  
**BOARD DIPLOMA END EXAMINATION (C-24)**  
**DCSE-I-SEMESTER**  
**CS-105– Computer Fundamentals & Hardware**

**TIME: 1 HOUR**

**MAXIMUM MARKS: 20**

**PART-A**

**MARKS: 8 X 1=8**

**NOTE: 1. Answer all questions.**

**2. Each question carries one mark.**

1. Define Memory?
2. List the components of Windows?
3. What is the meaning of Folder?
4. Define Chipset.
5. List various processors?
6. List AMD Chipsets?
7. List any two mass storage devices?
8. List different types of Keyboards

**PART-B**

**NOTE: 1. Answer any one question from 9, 10, 11 and 12.**  
**3=12**

**MARKS: 4 X**

**2. Each question carries three marks.**

9. a) Classify of Computers based on Size?  
(OR)  
b) Explain RAM Types.
10. a) Write the procedure for installing software using control panel.  
(OR)  
b) Explain the working of Hard Disk Drive?
11. a) Explain RAM Slots.  
(OR)  
b) Describe SIMM and DIMM?
12. a) Describe different types of mouse.  
(OR)  
b) Explain the importance of Jumper Setting of Hard Disk?

**PART-C**

**NOTE: 1. Answer any one question from 13, 14, 15 and 16**

**MARKS: 4 X 5=20**

**2. Each question carries five marks.**

13. a) Explain the block Diagram of Computer.  
(OR)  
b) Explain the procedure to upgrade RAM capacity of the system by adding additional RAM.
14. a) Explain the procedure for changing resolution, colour, appearance, screensaver options of the display.  
(OR)  
b) Explain the process of reading and writing of data on various disk drives like CD- ROM, CD- Writer, DVD Drive.
15. a) Explain RAM types - SDRAM (Synchronous DRAM), Asynchronous DRAM.  
(OR)  
b) Explain the INTEL chipsets 915, 945, 955, 965.
16. a) Explain different types of scanners .  
(OR)  
b) Explain Dot matrix printer, Laser printer, Multi-Function printer.

## CS-106 - BASIC ELECTRICAL & ELECTRONICS ENGINEERING

Course Title:	Basic Electrical & Electronics Engineering	Course Code	CS-106
Semester	I Semester	Course Group	Core
Teaching Scheme in Periods (L:T:P)	4:1:0	Credits	2.5
Methodology	Lecture + Tutorials	Total Contact Periods	75
CIE	60 Marks	SEE	40 Marks

### Pre requisites

Basic Knowledge of physics and chemistry.

### Course Outcomes

Upon completion of the course, the student shall be able to

CO1	Understand the basics Principles of Electricity.
CO2	Apply Kirchoff's laws and star delta transformations to circuits
CO3	Understand Electro Magnetic Induction & Solve problems on Single phase AC circuits
CO4	Know the different types of electronic passive components.
CO5	Understand the properties of semi-conductor materials and junction diode and Bipolar transistors.
CO6	Understand the working principle of stabilizers and UPS.

### Course Content and Blue Print of Marks for SEE

Unit No	Unit Name	Periods	Questions to be set for SEE			
			R		U	A
I	Electric current – Ohms law resistance	13	Q4	Q1	Q9(a)	Q13(a)
II	Kirchoff's Laws- Star Delta Transformation	15				
III	Electromagnetic Induction, A.C. Fundamentals	15		Q2	Q10(a)	Q14(a)
IV	Electronic passive components	9				
V	Semiconductor materials, Junction diode & transistors	18	Q3	Q5,Q6	Q9(b),Q11(a), Q11(b)	Q13(b),Q15(a), Q15(b)
VI	Stabilizers and UPS	5		Q7,Q8	Q10(b),Q12(a), Q12(b)	Q14(b),Q16(a), Q16(b)
	Total	75	8		8	8

## Course Contents

### UNIT - 1: Electric Current – Ohm's Law– Resistance

**Duration: 13 Periods (L: 11– T:2)**

Conductor, Insulator and semi-Conductor and their atomic patterns, Idea of Electric Potential, Ohm's Law, Resistance, Specific resistance, Conductivity, Problems on the above, Effect of temperature on resistance, Problems on the above, Definition of temperature co-efficient of resistance, Values of temperature co-efficient at different temperature, Variation of resistivity with temperature, Resistance in series, parallel and series – parallel, combination, Division of current in parallel circuits, Problems on the above.

### UNIT - 2: Kirchoff's Laws – Star – Delta Transformation

**Duration: 15 Periods(L:13 – T:2)**

Explanation of active and passive circuits, Junction, branch and loop in circuits, Limitations of application of Ohm's law, Kirchoff's laws, Current law, Voltage law, Application to D.C., Networks, Star-Delta-Transformation, a) Star – Delta configurations b) Equivalent circuits concept, Concept of transformation, Transformation from Star to Delta, Delta to Star, e) Problems on the above.

### UNIT - 3: Electro Magnetic Induction & AC Fundamentals

**Duration: 15 Periods(L:13 – T:2)**

Faraday's laws of electro – magnetic induction, Dynamically and statically induced E.M.F., Lenz's Law – Fleming's right hand rule, Self and mutual inductance – expression, Co-efficient of coupling, Inductance in series and parallel, Energy stored in a magnetic field – Formula, Energy stored per unit volume, Lifting power of magnet Problems on the above, Definition of Cycle, frequency, Period, RMS value form factor, Peak, factor further Sinusoidal AC quantity, Phase & Phase difference, Addition of AC quantities, A.C. across pure resistance, inductance & Capacitance, R-L, R-C, R-L-C Series Circuits, Series' Resonance and Q factor, Solving Parallel AC Circuits by, a) Vector Method, b) Admittance Method, c) "J" notation, Parallel Resonance

### UNIT – 4: Electronic passive components

**Duration: 9 Periods ( L:7– T :2)**

Types of Resistors – Their ratings – Uses – Types of potentiometers- Their applications- Types of capacitors – Their ratings – Uses – Types of coils – Chokes – Transformers – Switches & relays – Commonly used cables and wires.

### UNIT - 5: Semiconductor materials, Junction diode & transistors

**Duration: 18 Periods(L:16– T:2)**

Electrical properties of semiconductor materials. Semiconductor physics of germanium & silicon atom. Formation and behaviour of P-N junction with no external potentials, with forward and reverse potentials, metal semiconductor diodes, Transistors.

### UNIT - 6: Stabilizers and UPS

**Duration: 5 Periods(L:4 – T:1)**

Need for stabilizers, types of stabilizers, specification and rating of stabilizers, working principle of stabilizer with block diagram, need for UPS, Working principle of UPS with Block diagram.

## Reference Books

1. Electrical Technology Vol.I — B.L.Theraja
2. Electrical Technology — Hughes
3. Electrical Vol.I — J.B.Gupta
4. Basic Electrical Engineering — Mittle, TMH
5. Basic Electrical Engineering Vol.1 — Dhogal, TMH
6. Basic Electrical & Electronics Engineering — A. Sivasankar & B. Murali krishan.

## Suggested E-learning references

1. <http://electrical4u.com/>
2. [www.nptel.ac.in](http://www.nptel.ac.in)
3. <https://ocw.mit.edu/courses/electrical-engineering-and-computer-science/>
4. <http://www.freeengineeringbooks.com/electrical-books-download/Electrical1Engineering-basics.php>
5. <https://electrical-engineering-portal.com/theorems-network-reductions#circuit1theorems>
6. <https://nptel.ac.in/courses/108102042/> 7. <https://nptel.ac.in/courses/108108076>

## Suggested E-modules

1. <https://www.bing.com/videos/riverview/relatedvideo?&q=Kirchhoff%27s+Current+Law&&mid=A282626301009C723048A282626301009C723048&&FORM=VRDGAR>
2. <https://www.bing.com/videos/riverview/relatedvideo?&q=Kirchhoff%27s+Current+Law&&mid=FD7997F7FA82E8CBFA9BFD7997F7FA82E8CBFA9B&&FORM=VRDGAR>
3. <https://www.bing.com/videos/riverview/relatedvideo?&q=parallel+rlc+circuit&&mid=742DD2CF721792D92F18742DD2CF721792D92F18&&FORM=VRDGAR>
4. <https://www.bing.com/videos/riverview/relatedvideo?&q=rlc+circuit&&mid=A7958862AC05402DB792A7958862AC05402DB792&&FORM=VRDGAR>
5. <https://nptel.ac.in/courses/108108076>
6. <https://archive.nptel.ac.in/courses/108/105/108105112/>
7. <https://www.udemy.com/course/beee-basic-electronics-and-electrical-engineering/>

## Suggested Learning Outcomes

For achieving Course outcomes, the following learning outcomes must be achieved

### CO1: Understand the basics Principles of Electricity.

- 1.1 Distinguish between conductor, insulator and semi-conductor with respect to valence electron.
- 1.2 Infer Ohm's Law and state it.
- 1.3 Give the concept of Resistance and define the terms specific resistance and conductivity.  
 $R = \rho l/a$
- 1.4 Solve simple problems based upon the formulae.
- 1.5 Explain the effects of temperature on resistance and define temperature co-efficient of resistance.
- 1.6 Explain the variations of temperature co-efficient of resistance.
- 1.7 Develop the formula for resistance at any temperature  $R_t = R_0(1 + \alpha_0 t)$
- 1.8 Solve simple problems based on the above formulae.
- 1.9 Explain equivalent resistance of a network, develop the expressions for equivalent resistance with simple series and parallel connections.
- 1.10 Solve problems on the above
- 1.11 Give the idea of division of current in parallel circuits.
- 1.12 Solve numerical problems on the above.



## **CO2: Apply Kirchoff's laws and star delta transformations to circuits**

- 2.1 Differentiate between active and passive circuits.
- 2.2 Explain junction, branch and loop in circuits.
- 2.3 State limitations of Ohm's law.
- 2.4 State Kirchoff's current law and voltage law.
- 2.5 Solve problems on Kirchoff's laws.
- 2.6 Explain star and delta circuits.
- 2.7 Explain the concept of circuit transformation and equivalent circuits
- 2.8 Develop transformation formulae for star- delta transformations.
- 2.9 Solve problems on the above.

## **CO3: Understand Electro Magnetic Induction & Solve problems on Single phase AC circuits**

- 3.1 Electro Magnetic Induction & A.C fundamentals
  - 3.1.1 Understand Electro Magnetic Induction.
  - 3.1.2 State Faraday's laws of electro - magnetic induction.
  - 3.1.3 Explain dynamically and statically induced E.M.F.
  - 3.1.4 State Lenz's law and explain Fleming's right-hand rule
  - 3.1.5 Develop the concept of self and mutual inductance.
  - 3.1.6 State the formulas for self and mutual inductance.
  - 3.1.7 State co-efficient of coupling.
  - 3.1.8 Explain the concept of energy stored in a magnetic field.
- 3.2 A.C. fundamentals, circuits, Production of A.C.
  - 3.2.1 Define Cycle, frequency Time Period, RMS Value, form factor, Peak factor for Sinusoidal A.C. quantity
  - 3.2.2 Explains phase & phase difference.
  - 3.2.3 Explain addition of A.C. quantities.
  - 3.2.4 Problems on the above
  - 3.2.5 Explain the case of pure resistance across AC
  - 3.2.6 Explain the case of pure inductance across AC.
  - 3.2.7 Explain the case of pure Capacitance across AC.
  - 3.2.8 Explain R-L Series Circuit
  - 3.2.9 Simple problems on the above
  - 3.2.10 Explain R-C Series Circuit.
  - 3.2.11 Simple problems on the above.
  - 3.2.12 Explain R-L-C Series Circuit
  - 3.2.13 Simple problems on the above
  - 3.2.14 Resonance in series circuit.
  - 3.2.15 Definition of Q factor
  - 3.2.16 Solve problems on the above.

## **CO4: Know the different types of electronic passive components.**

- 4.1 Classify different electronic passive components.
- 4.2 Define resistance and resistivity of the material
- 4.3 List the resistors on the basis of materials used for their construction
- 4.4 State PTC and NTC resistors and their applications
- 4.5 Use the color code for the resistors.
- 4.6 Distinguish between a Potentiometer and Rheostat connection of a variable resistor. Uses of Rheostat and Potentiometer.
- 4.7 Define the capacitance of a capacitor, its units and permittivity.
- 4.8 Classify the different capacitors on the basis of dielectric materials.

- 4.9 Give the specifications of a capacitor.
- 4.10 Mention the Typical capacitance ranges of the above capacitors.
- 4.11 State the color code for tabular ceramic and disk ceramic capacitors
- 4.12 List the applications of different capacitors
- 4.13 Give the specification of AF Choke and RF choke and mention their applications.
- 4.14 List different types of transformers used in electronic Engineering.
- 4.15 State the specifications and mention the applications of the above transformers.

**CO5: Understand the properties of semi-conductor materials and junction diode and Bipolar transistors.**

- 5.1 Distinguish between conductor, semi-conductor and insulator on basis of Electrical properties. .
- 5.2 Describe the atomic structure of germanium and silicon semi-conductor materials.
- 5.3 Distinguish between intrinsic and extrinsic semi conductor materials. .
- 5.4 Describe the formation of P- type and N-type materials.
- 5.5 Explain with sketches the behavior of P-type and N-type materials.
- 5.6 Explain the formation of PN junction diode.
- 5.7 Describe the operation of PN junction with forward, reverse biases, no bias.
- 5.8 Draw the volt-ampere characteristic of PN junction diode.
- 5.9 Give the forward/reverse resistance of a diode from the characteristic.
- 5.10 State the effect of temperature on the forward and reverse characteristic of silicon and germanium diode.,
- 5.11 List the important specifications of a junction diode.
- 5.12 Give the basic constructional features of a transistor.
- 5.13 Explain the principles of transistors.
- 5.14 Sketch the I.S.I symbol for PNP and NPN.
- 5.15 List the configurations of transistors
- 5.16 Draw the i/p and o/p characteristics of transistors in CB and CE mode
- 5.17 Deduce the relation between ALPHA & BETA.
- 5.18 Derive the expressions for the collector current in CB & CE configuration in terms of  $I_e$ ,  $I_c$ ,  $I_b$ .
- 5.19 Draw an approximate equivalent circuit for a transistor in CE, CB configurations.
- 5.20 Give and compare the expressions for Voltage gain, current gain, power gain, Input & Output impedance and leakage current in CB, CC & CE configurations.
- 5.21 State the applications of transistors.

**CO6: Understand the working principle of stabilizers and UPS.**

- 6.1 Need for stabilizers.
- 6.2 Types of stabilizers
- 6.3 Specification and rating of stabilizers.
- 6.4 Working principle of stabilizer with block diagram.
- 6.5 Need for UPS.
- 6.6 Different types of UPS
- 6.7 Working principle of UPS with block diagram.
- 6.8 Explain each block.
- 6.9 Specification and ratings of UPS.
- 6.10 Maintenance of stabilizers & UPS including batteries.
- 6.11 Spike busters and suppressors.
- 6.12 Explain maintenance free batteries

## Suggested Student Activities

Student activity like quizzes, Group discussion etc. should be done in group of 3-5 students.

- Each group should do any one of the following type activity or any other similar activity related to the course and before conduction, get it approved from concerned course coordinator and program co-coordinator.
  - Each group should conduct different activity and no repeating should occur.
  - Visit nearby Industry to familiarize with single phase and poly phase circuits
1. Write a report on practical applications of Single-phase AC circuits with their operating voltages and other electrical parameters.
  2. Write assignments given by course coordinator.
  3. Prepare a chart on various electrical circuit theorems and their practical applications.
  4. Read all the course contents and should be able to write slip tests and surprise tests.
  5. Prepare quiz on BEEE course related questions and conduct.

## CO-PO Mapping Matrix

	Basic and Discipline Specific Knowledge	Problem Analysis	Design/Development of Solutions	Engineering Tools, Experimentation and Testing	Engineering Practices for Society, Sustainability and Environment	Project Management	Lifelong Learning	Linked PO
CO	PO1	PO2	PO3	PO4	PO5	PO6	PO 7	
CO1	2	1	2	3			2	1,2,3,4,7
CO2	3	2	1	1			2	1,2,3,4,7
CO3	2	1	3	1		2	1	1,2,3,4,6,7
CO4	2	2	3	1		3	2	1,3,6,7
CO5	2	1		1		2	1	1,2,4,6,7
CO6	2	1	2	2		2	2	1,2,3,4

**QUESTION PAPER PATTERN FOR SEMESTER END EXAM**

Sl.No	Description	Level	No of Questions	Marks for each question	Choice	Total Marks
01	Part-A	Remembering(R)	8	1	Nil	8 Marks
02	Part-B	Understanding(U)	8	3	4	12 Marks
03	Part-C	Application(A)	8	5	4	20 Marks
Total Marks						40 Marks

Unit No	Questions to be set for SEE				
	R			U	A
I	Q4	Q1		Q9(a)	Q13(a)
II					
III		Q2		Q10(a)	Q14(a)
IV					
V		Q3	Q5,Q6	Q9(b), Q11(a), Q11(b)	Q13(b), Q15(a), Q15(b)
VI					
Total Questions		8		8	8

**MODEL QUESTION PAPER**  
**BOARD DIPLOMA MID SEM-I SEMESTER EXAMINATIONS (C-24)**  
**CS-106–BASIC ELECTRICAL & ELECTRONICS ENGINEERING**

**Duration: 1 Hour**

**Maximum Marks: 20**

**PART-A**

**Instructions:** (1) Answer all questions.

**4x1 = 4 Marks**

(2) Each question carries one mark.

- 1) State Kirchhoff's current law.
- 2) Define junction of an electrical network
- 3) What is an ideal voltage source?
- 4) State the venin's theorem

**PART-B**

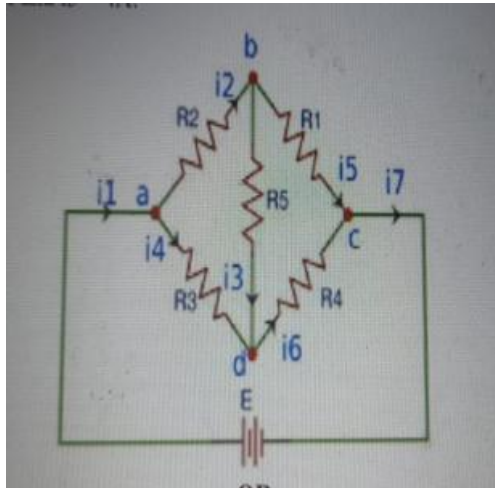
**2x3=6 Marks**

**Instructions:** (1) Answer one question each from 5 and 6

(2) Each Question is of internal choice type

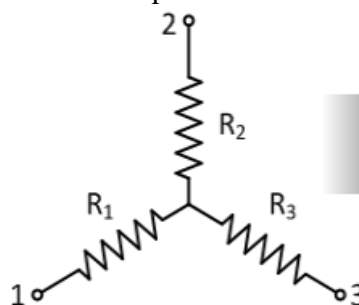
(3) Each question carries three marks.

5(a) Find the magnitude and direction of the unknown currents in below circuit. Given  $i_1 = 10\text{A}$ ,  $i_2 = 6\text{A}$  and  $i_5 = 4\text{A}$ .



(OR)

5(b) Convert the below star network to an equivalent delta network if  $R_1=R_2=R_3=2\Omega$ .



6(a) State how to convert a voltage source to current source with an example

(OR)

6(b) Write about active and passive circuits.

**PART-C**

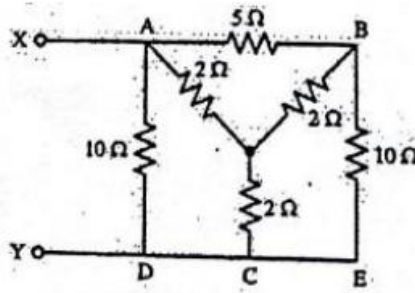
**2×5=10 Marks**

**Instructions:** (1) Answer one question each from 7 and 8.

(2) Each Question is of internal choice type

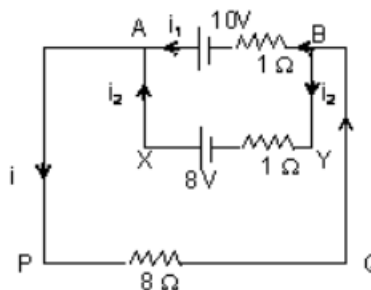
(3) Each question carries five marks.

7(a) Find the equivalent resistance between X and Y for the circuit shown below



(OR)

7(b) Find the current through  $8\Omega$  resistor for the network shown below by using Kirchhoff's law



8(a) Explain the division of current in parallel circuits.

(OR)

8(b) Explain application of DC Networks.

**MODEL QUESTION PAPER**  
**BOARD DIPLOMA MID SEM-II SEMESTER EXAMINATIONS (C-24)**  
**CS-106 – BASIC ELECTRICAL & ELECTRONICS ENGINEERING**  
**Duration : 1 Hour** **Maximum Marks: 20**

---

**PART-A**

- Instructions:** (1) Answer all questions. **4x1 = 4 Marks**  
(2) Each question carries one mark.
- 1) Define Faradays law.
  - 2) Define Lenz' s law.
  - 3) Define Resisitance
  - 4) Define Ressistivity

**PART-B**

**2×3=6 Marks**

- Instructions:** (1) Answer *one* question each from 5 and 6  
(2) Each Question is of internal choice type  
(3) Each question carries three marks.

- 5(a) .What is Co- Efficient of Coupling  
(OR)  
5(b) Write the formulas for self and mutual inductance.  
6(a) List the applications of AF choke?  
(OR)  
6(b) List resistors on the basis of materials used for connection.

**PART-C**

**2×5=10 Marks**

- Instructions:** (1) Answer one question each from 7 and 8.  
(2) Each Question is of internal choice type  
(3) Each question carries five marks.

- 7(a) Explain dynamically and statically induced EMF.  
(OR)  
7(b) Explain Fleming's Right hand rule  
  
8(a) Write the differences between potentiometers and rheostats.  
(OR)  
8(b) Explain about PTC and NTC resistors.

## ME-107-ENGINEERING DRAWING - I

(This Course is Common to all programs of Diploma in Engineering offered by the State Board of Technical Education, Hyderabad, Telangana State)

Course Title :	Engineering Drawing – I	Course Code	ME-107
Semester	I	Course Group	Practical
Teaching Scheme in Periods (L:P)	1:0:2	Credits	1.25
Methodology	Lecture + Practice	Total Contact Periods:	45
CIE	60 Marks	SEE	40 Marks

**Prerequisites:** No prerequisites are required to learn this course.

### Course Objectives

The Course is aimed at developing basic drawing skills so as to enable them to use these skills in the preparation of engineering drawings, their reading and interpretation.

### COURSE OUTCOMES (CO)

Upon successful completion of the course, the students will be able to

Course Outcome		Cognizant Level	Linked Program Objectives (PO)
CO1	Recognize the importance of Engineering Drawing and usage of the drawing Instruments.	R	1, 4, 7
CO2	Practice free hand lettering & numbering in different styles.	R/U	1, 3, 4, 7
CO3	Use of different methods of dimensioning systems in Engineering Drawing.	R/U	1,3, 4, 7
CO4	Construct engineering curves such as parabola, hyperbola, ellipse, involute, cycloid, helix and their tangent lines.	R/U/A	1, 2, 3, 4, 7
CO5	Apply knowledge of orthographic projection principles to accurately represent the projection of points, lines, and planes onto different planes.	R/U/A	1, 2, 3, 4,6, 7
CO6	Explain the principles and conventions of orthographic projection, including the use of multiple views to fully describe an object.	R/U/A	1, 2, 3, 4, 7



# BLUEPRINT FOR MARKS IN SEE

Unit No	Name of the Unit	Periods	Questions to be set for SEE		
			R	U	A
			PART-A (2M Questions)		PART-B (6M Questions)
1, 2 & 3	Importance of Engineering Drawing and Instruments, Free Hand lettering and Numbering and Dimensioning Practice	09	Q1		Q9(a)
4a.	Geometric constructions up to Construction of polygons	06	Q2		Q9(b)
4b.	Geometric constructions contd., Conical curves and Special curves	06	Q3		Q10(a)
5	Projection of points, Lines, and Planes	09	Q4		Q10(b)
6	Orthographic projections	15	Q5,Q6, Q7,Q8		Q11(a),Q11(b), Q12(a),Q12(b)
Total Periods / Total Questions		45	8		4
<p>[ R: Remembering; U: Understanding – 2 Marks; A: Application – 6 Marks]</p> <p><u>Note: Question Paper consists PART– A and PART-B</u></p> <p>PART–A consists of 8 questions and student as to answer ALL questions, each question Carries 2 marks. (8x2 =16)</p> <p>PART–B consists of 4 questions and student has to attempt ALL questions, each question carries 6 marks (4x6=24)</p>					

## **COURSE CONTENTS**

### **NOTE:**

1. B.I.S Specification should in variably be followed in all the topics.
2. A-3 Size Drawing Sheets are to be used for all Drawing Practice Exercises.

### **1.0 The importance of Engineering Drawing and Engineering Instruments (03periods)**

Explanation of the scope and objectives of the subject of Engineering Drawing – Its importance as a graphic communication – Need for preparing drawing as per standards– SP-46– 1988– Mention B.I.S-Role of drawing in Engineering education– Link between Engineering drawing and other subjects of study.

#### **Engineering drawing Instruments**

Classifications: Basic Tools, tools for drawing straight lines, tools for curved lines, tools for measuring distances and special tools like mini drafter & drafting machine – Mentioning of names under each classification and their brief description -Scales: Recommended scales reduced & enlarged -Lines: Types of lines, selection of line thickness - Selection of Pencils -Sheet Sizes: A0, A1, A2, A3, A4, A5, Layout of drawing sheets in respect of A0,A1,A3 sizes, Sizes of the Title block and its contents, Care and maintenance of Drawing Sheet, Drawing plate: Layout of sheet–as per SP-46-1988 to a suitable scale.

### **2.0 Free hand lettering & numbering (03periods)**

Importance of lettering –Types of lettering – Guide Lines for Lettering  
Practicing of letters & numbers of given sizes (7mm, 10mm and 14mm)  
Advantages of single stroke or simple style of lettering – Use of lettering stencils

### **3.0 Dimensioning practice (03periods)**

Purpose of Engineering Drawing, Need of B.I.S code in dimensioning –Shape description of an Engineering object -Definition of Dimensioning size description - Location of features, surface finish, fully dimensioned Drawing -Notations or tools of dimensioning, dimension line extension line, leader line, arrows, symbols, number and notes, rules to be observed in the use of above tools -Placing dimensions: Aligned system and unidirectional system (SP-46-1988)-Arrangement of dimensions Chain, parallel, combined progressive, and dimensioning by co-ordinate methods-The rules for dimensioning standard, features: Circles (holes) arcs, angles, tapers, chamfers, and dimension of narrow spaces.

### **4.0 Geometric Construction (12periods)**

Division of a line: to divide a straight line into given number of equal parts internally examples in engineering application. Construction of tangent lines: to draw tangent lines touching circles internally and externally.  
Construction of tangent arcs

- a) To draw tangent arc of given radius to touch two lines inclined at given angle (acute, right and obtuse angles).
- b) Tangent arc of given radius touching a circle or an arc and a given line.
- c) Tangent arcs of radius R, touching two given circles internally and externally.

Construction of polygon: construction of any regular polygon of given side length using general method.

Conical Curves: Explanation of Ellipse, Parabola, Hyperbola, as sections of a double cone and a loci of a moving point, Eccentricity of above curves – Their Engg. Application viz. Projectiles, reflectors, P-V Diagram of a hyperbolic process.

**Conical Curves:** Construction of any conic section of given eccentricity by general method. Construction of ellipse by concentric circles method. Construction of parabola by rectangle method. Construction of rectangular hyperbola.

**Special Curves:** Involute, Cycloid and Helix, explanations as locus of a moving point, their engineering application, viz, Gear tooth profile, screw threads, springs etc.- their construction

## 5.0 Projection of points, lines and planes (09 periods)

Projecting a point on two planes of projection - Projecting a point on three planes of projection- Projection of straight line.

- a) Parallel to both the planes.
- b) Perpendicular to one of the planes.
- c) Inclined to one plane and parallel to other planes. Projection of regular planes.
  - a) Plane perpendicular to HP and parallel to VP and vice versa.
  - b) Plane perpendicular to HP and inclined to VP and vice versa.

## 6.0 Orthographic Projections (15 periods)

Meaning of orthographic projection -Using a viewing box and a model – Number of views obtained on the six faces of the box - Legible sketches of 3 views for describing object - Concept of front view, top view, and side view for sketching these views of engineering objects- Explanation of first angle projection.– Positioning of three views in First angle projection- Projection of points as a means of locating the corners of the surfaces of an object – Use of miter line in drawing a third view when other two views are given – Method of representing hidden lines – Selection of minimum number of views to describe full object.

### Reference Books

1. Engineering Drawing by N.D. Bhatt (Charotar Publishing House Pvt. Ltd.)
2. Engineering Drawing by Kapildev–(Asian Publisher)
3. Engineering Drawing by Basant Agarwal&C. M Agarwal- (McGraw-hill)
4. A Textbook on Engineering Drawing by P.Kannaiah, K.L.Narayana, K.Venkata Reddy
5. Engineering drawing + Auto CAD by Venugopal, K, New Delhi : New Age International

## Online Resources

1. <https://nptel.ac.in/courses>
2. <https://nptel.ac.in/courses/124107157>
3. [www.slideshare.net/shameem.mist/engineering-drawing](http://www.slideshare.net/shameem.mist/engineering-drawing)
4. <https://www.powershow.com/viewfl/76303a->
5. OWI5M/Engineering\_Drawing\_powerpoint\_ppt\_presentation
6. <https://www.powershow.com/view0/91a2bf->
7. N2Q2N/Basic\_engineering\_drawing\_solved\_question\_powerpoint\_ppt\_presentation

## Suggested Learning Outcomes

Upon completion of the subject, the student shall be able to

### CO1: Recognize the importance of Engineering Drawing and usage of the drawing instruments.

- 1.1 State the importance of drawing as an engineering communication medium
- 1.2 State the necessity of B.I.S. Code of practice for Engineering Drawing.
- 1.3 Explain the link ages between Engineering drawing and other subjects of study in diploma course.
- 1.4 Select the correct instruments and draw lines of different orientation.
- 1.5 Select the correct instruments and draw small and large Circles.
- 1.6 Select the correct instruments for measuring distances on the drawing.
- 1.7 Use correct grade of pencil for different types of lines, thickness and given function.
- 1.8 Select and use appropriate scales for a given application.
- 1.9 Identify different drawing sheet sizes as per I.S. and Standard Lay-outs.
- 1.10 Prepare Title block as per B.I.S. Specifications.

### CO2: Practice free hand lettering & numbering in different styles.

- 2.1 Write titles using sloping lettering and numerals of 7mm, 10mm and 14mm height
- 2.2 Write titles using vertical lettering and numerals of 7mm, 10mm and 14mm height
- 2.3 Select suitable sizes of lettering for different layouts and applications
- 2.4 Practice the use of lettering stencils.

### CO3: Use of different methods of dimensioning systems in Engineering Drawing.

- 3.1 Define “Dimensioning.
- 3.2 State the need of dimensioning of drawing according to accepted standard.
- 3.3 Identify notations of Dimensioning used in dimensioned drawing.
- 3.4 Identify the system of placement of dimensions in the given dimensioned drawing.
- 3.5 Dimension a given drawing using standard notations and desired system of dimensioning.
- 3.6 Dimensioning standard features applying necessary rules.
- 3.7 Arrange dimensions in a desired method given in a drawing.
- 3.8 Identify the departures if any made in the given dimensioned drawing with reference to SP-46-1988, and dimension the same correctly.

**CO4: Construct engineering curves such as parabola, hyperbola, ellipse, involute, cycloid, helix and their tangent lines.**

- 4.1 Divide a given line into desired number of equal parts internally.
- 4.2 Draw tangent lines and arcs.
- 4.3 Use General method to construct any polygon.
- 4.4 Explain the importance of conics.
- 4.5 Construct conics (ellipse, parabola and hyperbola) by general method.
- 4.6 Construct ellipse by concentric circles method.
- 4.7 Construct parabola by rectangle method.
- 4.8 Construct rectangular hyperbola from the given data.
- 4.9 Construct involute from the given data.
- 4.10 Construct cycloid and helix from the given data.
- 4.11 State the applications of the above constructions in engineering practice.

**CO5: Apply knowledge of orthographic projection principles to accurately represent the projection of points, lines, and planes onto different planes.**

- 5.1 Visualize the objects
- 5.2 Explain the I-angle and III-angle projections
- 5.3 Practice the I-angle projections
- 5.4 Draw the projection of a point with respect to reference planes (HP & VP)
- 5.5 Draw the projections of straight lines with respect to two reference Planes (up to lines parallel to one plane and inclined to other plane)
- 5.6 Draw the projections of planes (up to planes perpendicular to one plane and inclined to other plane)

**CO6: Explain the principles and conventions of orthographic projection, including the use of multiple views to fully describe an object.**

- 6.1 Explain the principles of orthographic projection with simple sketches.
- 6.2 Draw the orthographic view of an object from its pictorial drawing.
- 6.3 Draw the minimum number of views needed to represent complete engineering component.

**CO-POMATRIX:**

CO	PO1	PO2	PO3	PO4	PO5	PO6	PO7
CO1	3	-	-	3	-	-	3
CO2	3	1	2	2	-	-	3
CO3	3	1	2	2	-	-	2
CO4	3	1	2	2	-	-	2
CO5	3	3	2	2	-	1	1
CO6	3	1	3	3	-	-	2

**BOARD DIPLOMA EXAMINATION, (C-24)**  
**DME– I SEMESTER**  
**ME-107, MID SEMESTER - I EXAMINATION**  
**ENGINEERING DRAWING - I**

**Time:1Hour]**

**[TotalMarks:20**

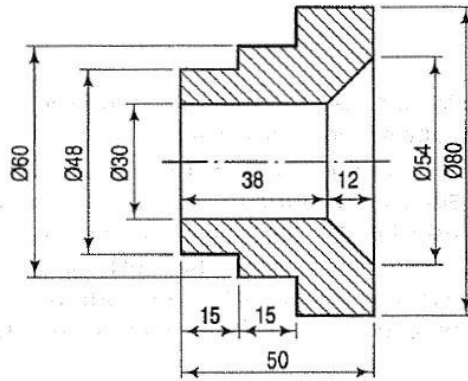
---

**PART-A**

04x02=08

**Instructions :** 1. Answer **ALL** questions.  
Each question carries **TWO** marks.

1. Write free hand the following, using single stroke vertical capital letters of height 12mm.  
'NECESSITY IS THE MOTHER OF INVENTION'
2. Redraw the following figure in Uni-Directional system of dimensioning.



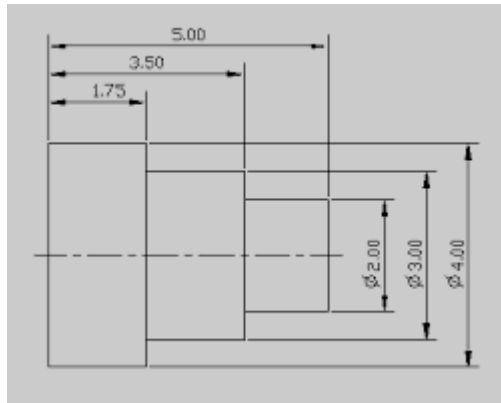
3. To divide a straight line of 70 mm into 6 equal parts.
4. Bisect a given line AB of length 75 mm.

**PART-B**

02x06=12

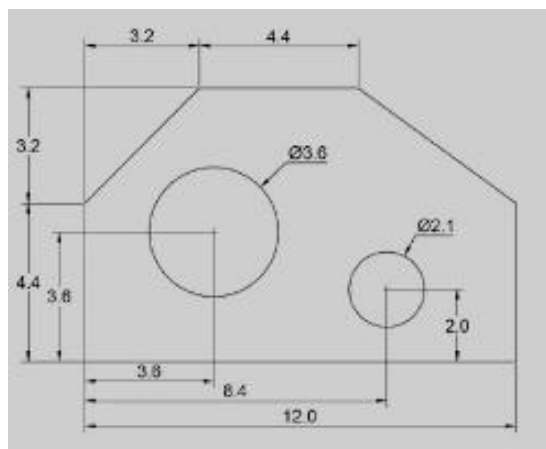
**Instructions :** 1. Answer **ALL** questions.  
2. Each question carries **SIX** marks.

5. (a) Redraw the following figure with chain dimensioning.



(Or)

5. (b) Redraw the following figure in aligned system of dimensioning.



6. (a) Construct a regular pentagon of base side 30 mm in general method.

(Or)

6. (b) Draw an arc of radius 30 mm touching the given straight line AB of length 70 mm and passing through a point 'P' which is 55 mm above the line AB.

**BOARD DIPLOMA EXAMINATION, (C-24)**  
**DME– I SEMESTER**  
**MID SEMESTER - II**  
**EXAMINATIONENGINEERING**  
**DRAWING - I**

Time:1Hour]

[TotalMarks:20

**PART-A**

04x02=08

- Instructions :**
1. Answer **ALL** questions.
  2. Each question carries **TWO** marks.
1. Draw an arc of radius 30mm touching the two given straight lines AB and AC making an angle  $45^0$  with each other.
  2. Draw an internal common tangent for the two given circles of equal radius of 30mm if the centre distance is 75 mm.
  3. Draw the projections of appoint A lying on both the planes.
  4. A line AB of length 70mm is parallel o V.P. and inclined an angle of  $30^0$  to H.P. Draw its projections when it send A is on the H.P. and 20 mm in front of V.P.

**PART-B**

02x06=12

- Instructions :**
1. Answer **ALL** questions.
  2. Each question carries **SIX** marks.
5. (a) Construct an ellipse if the distance between focus and the directrix is 50 mm by eccentricity method. Also draw the normal and tangent at any point on the curve.  
 (Or)
  5. (b) Construct the locus of a point 'P' which is on the circumference of circle of radius 25 mm when it is rolling on a straight line for one complete revolution without slipping. Also name the curve.
  6. (a) Draw the projections of a line AB of length 75 mm parallel to HP and inclined at an angle of  $30^0$  to VP. The end A is 30mm from both the reference planes.  
 (Or)
  6. (b) A square of base side 40mm is perpendicular to both the reference planes. Draw its projections.



**[TotalMarks:40**

08x02=16

Technical drawing of a mechanical part with dimensions. The part has a total length of 118, a total width of 40, and a total height of 20. It features two semi-circular ends with a radius of 12. The central section has a width of 48 and a height of 12. The part is shown in a perspective view with a coordinate system X-Y-Z.

An isometric drawing of a mechanical part. The part has a base plate with a total width of 32 and a total depth of 20. The base plate has a central rectangular cutout with a width of 16 and a depth of 8. On the left side of the base plate, there is a rectangular block with a width of 16 and a height of 16. On the right side, there is another rectangular block with a width of 16 and a height of 16. In the center of the base plate, there is a vertical rectangular block with a width of 16 and a height of 16. The top surface of this central block is sloped, with a horizontal distance of 14 from the left edge to the start of the slope, and a vertical distance of 8 from the top of the base plate to the start of the slope. The bottom surface of the central block is sloped, with a horizontal distance of 14 from the right edge to the end of the slope, and a vertical distance of 8 from the bottom of the base plate to the end of the slope. The overall dimensions are 32 by 20 by 16.

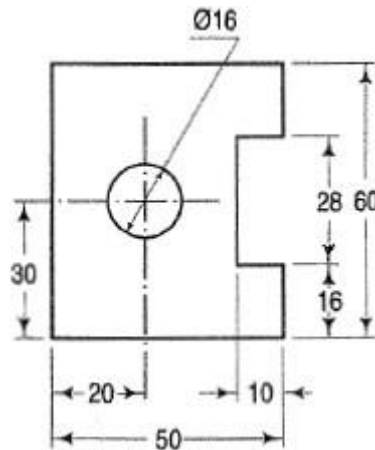
**PART-B**

**04x06=24**

**Instructions :**

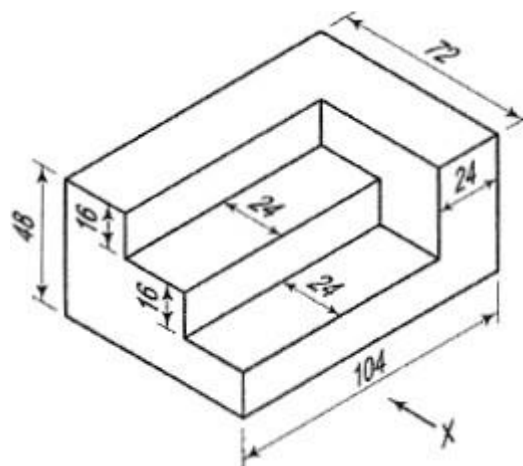
1. Answer ALL questions.
2. Each question carries **SIX** marks.
3. All the dimensions are in mm.

9. (a) Redraw the following figure with aligned system of dimensioning.



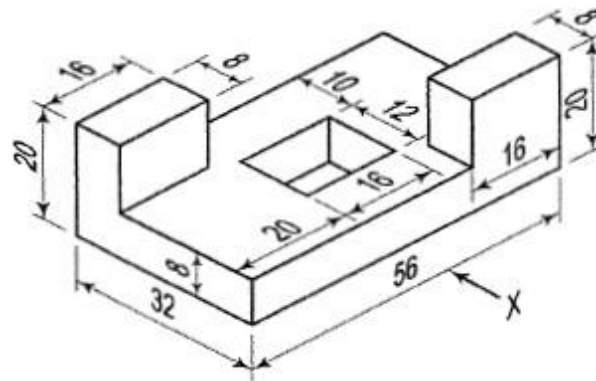
(Or)

9. (b) Inscribe a hexagon in a given circle of radius 30 mm by keeping one of its sides horizontal.
10. (a) Draw a parabola with the distance of the focus from the directrix at 50 mm using eccentricity method and draw a normal and tangent through a point 40 mm from the directrix.
- (Or)
10. (b) A line AB 75 mm long is parallel to H.P. and inclined at  $30^\circ$  to V.P. The end A is 25 mm above H.P. and 30 mm in front of V.P. Draw its projections.
11. (a) Draw the front view of the component shown in figure

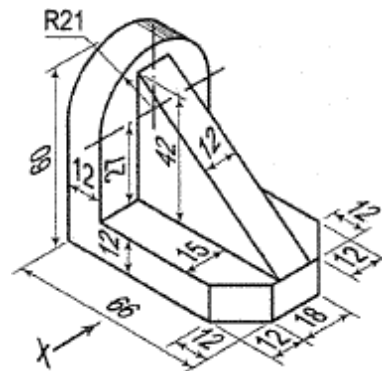


(Or)

11. (b) Draw the top view from the component as shown in figure.

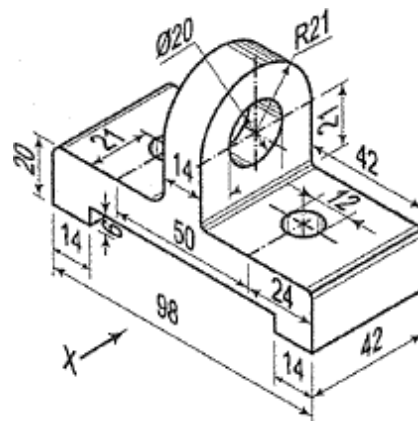


12. (a) Draw the front view of component shown in figure



(Or)

12(b) Draw the top view and front view of the component as shown in figure



## CS-108 - COMPUTER HARDWARE & MAINTENANCE LAB

Course Title:	Computer Hardware & Maintenance Lab	Course Code	CS-108
Semester	I Semester	Course Group	Practical
Teaching Scheme in Periods (L:T:P)	1:0:2	Credits	1.25
Methodology	Lecture + Tutorials	Total Contact Periods	45
CIE	60 Marks	SEE	40 Marks

### Pre requisites

NIL

### Course Outcomes

Upon completion of the course, the student shall be able to

CO1	DOS and WINDOWS Operating Systems
CO2	BIOS Setup and Up gradation of RAM
CO3	Installation of OS

### LIST OF EXPERIMENTS

1. Practice on DOS Internal and External commands.
2. Exercise on creation of folders and organizing files in different folders
3. Exercise on use of Recycle Bin
4. Exercise on creation of shortcut to files and folders (in other folders) on Desktop
5. Exercise on arranging of icons - name wise, size, type, Date Modified
6. Exercise on searching of files and folders
7. Exercise on organizing files / folders using copy and paste
8. Describe installing and uninstalling software like Ms-office using control panel
9. Explain installing and uninstalling hardware using control panel
10. Narrate finding out drive space using system tool option of Accessories group
11. Explain the procedure of disk defragmentation using System tools
12. Narrate installing a printer using control panel
13. Change resolution, colour, appearance, screen server options of Display
14. Change the system date and time.
15. Identify the various components of a Computer System
16. Know the configuration of a computer system

17. Exercise on BIOS setup
18. Explain the procedure to upgrade RAM capacity of the system by adding additional RAMs
19. Practice on formatting a hard disk using FAT/NTFS Format.
20. Installation of operating system software.
21. Practice on how to create a bootable Disk / Pendrive.

### CO-PO Mapping Matrix

	Basic and Discipline Specific Knowledge	Problem Analysis	Design/Development of Solutions	Engineering Tools, Experimentation and Testing	Engineering Practices for Society, Sustainability and Environment	Project Management	Lifelong Learning	Linked PO
CO	PO1	PO2	PO3	PO4	PO5	PO6	PO 7	PO
CO1	3	1		2				1,2,4
CO2	3	1	1	1				1,2,3,4
CO3	3	1		1				1,2,4

## SC-109-BASIC SCIENCE LAB

Course Title	Basic Science Lab	Course Code	SC-109
Semester	I Semester	Course Group	Practical
Teaching Scheme in Periods (L:T:P)	15:0:30	Credits	1.25
Type of course	Lecture + Practical	Total Contact Periods	45 Periods
CIE	60 Marks	SEE	40 Marks

## SC-109A - PHYSICS LAB

### Pre requisites:

This course requires the basic knowledge of Science and Mathematics.

### Course Outcomes

On completion of the course, the student shall be able to

CO1	Demonstrate the principle of Screw Gauge and calculate accurate measurement of thickness of glass plate and area of cross section of a wire.
CO2	Make use of laws of vector addition to verify Parallelogram law of forces and Triangle law of forces.
CO3	Determine the coefficient of friction between wood and wood and wood and glass surfaces on horizontal plane.
CO4	Calculate coefficient of viscosity of a liquid by capillary method.
CO5	Make use of Quill tube to verify Boyle's law.
CO6	Calculate the surface tension of water using capillary rise method. (Demonstration only)

	Basic and Discipline Specific Knowledge	Problem Analysis	Design/Development of Solutions	Engineering Tools, Experimentation and Testing	Practices Engineering Practices for Society, Sustainability and Environment	Project Management	Lifelong Learning	Linked PO
CO	PO1	PO2	PO3	PO4	PO5	PO6	PO 7	
CO1	3					1	1	1,6,7
CO2	3					1	1	1,6,7
CO3	3					1	3	1,6,7
CO4	3					1	3	1,6,7
CO5	3					1	3	1,6,7

### Learning outcomes

On successful completion of the course, the student will have ability to:

1. Demonstrate the principle of Screw Gauge and calculate accurate measurement of thickness of glass plate and area of cross section of a wire.
2. Make use of laws of vector addition to verify Parallelogram law of forces and Triangle law of forces.
3. Determine the coefficient of friction between wood and wood and wood and glass on horizontal plane.
4. Calculate coefficient of viscosity of a liquid by capillary method.
5. Make use of Quill tube to verify Boyle's law.

Demonstration Experiment:

1. Calculate the surface tension of water using capillary rise method.

### Course Delivery:

The course will be delivered through lectures, class room interaction, group discussions, graded exercises, demonstration and practice.

### Tutorial: 1Period /Experiment:

1. Introduction to Physics practical and its importance, safety precautions in maintenance of equipment in the laboratory.
2. Maintenance of apparatus and equipment.
3. Follow of Do's and Don'ts.
4. Maintenance of data in manual and record book.
5. Write the procedure of the experiment before the commencement of each experiment.
6. Strictly following of instructions given from time to time by the lecturer-in-charge.
7. Demonstration of each experiment by the lecturer in charge.

**Conduction of experiments: 2 periods/Experiment.**

Student must perform experiment individually under the supervision of the lecturer-in charge.

<b>Scheme of Valuation of SEE</b>		
<b>S.No</b>	<b>Particulars</b>	<b>Marks</b>
1.	Objective/Aim	01
2.	Apparatus/Equipment	02
3.	Observations	02
4.	Principle including formula	02
5.	Experiment (Tabular form, readings, etc)	05
6.	Calculation and Result	05
7.	Viva Voce	03
	<b>Total</b>	<b>20</b>

**References:**

1. Intermediate Physics lab manual – Telugu Academy
2. Laboratory manual for class XI and XII – NCERT



## SC-109B - CHEMISTRY LAB

**Prerequisite:** Knowledge of basic concepts of Chemistry of secondary education

**Course Objectives:** To provide practical knowledge about the basics of preparation of chemical solutions and volumetric analysis of chemical compounds.

**Course Outcomes:** On successful completion of the course, the student will have ability to attain  
CO:

Course Outcome	
CO1	Prepare the primary standard solution to find out the concentrations of unknown solution.
CO2	Estimate the amount of the HCl in the given sample of solutions by volumetric analysis.
CO3	Estimate the amount of the NaOH in the given sample of solutions by volumetric analysis.
CO4	Find the pH of the unknown solutions collected from different industrial areas and recommend a remedial action.
CO5	Determine the hardness of water sample and recommend a solution for identified hardness

CO	PO1	PO2	PO3	PO4	PO5	PO6	PO7
CO1	3	-	-	1	-	1	1
CO2	3	-	-	-	-	1	1
CO3	3	-	-	-	-	1	1
CO4	3	-	-	2	2	1	1
CO5	3	-	-	-	2	1	1

### Course Delivery:

The course will be delivered through lectures, classroom interactions, group discussions, demonstrations and practicals.

**Conduction of experiments: Lecture 1 period + Experiment 2 periods.**

Student must conduct experiment individually under the supervision of the staff -in-charge.

## **Lecture and Demonstration: 1 Period**

1. Introduction of chemistry practical and its importance, safety precautions in maintenance of cleanliness and orderliness of chemicals in the laboratory.
2. Maintenance of apparatus and equipment.
3. Follow of Do's and Don'ts.
4. Maintenance of data in record book.
5. Write the procedure of the experiment before the commencement of each experiment.
6. Strict following of instructions given from time to time by the staff-in-charge.
7. Demonstration of each experiment by the staff in charge.

## **Course Content**

### **Volumetric Analysis: (22.5 Periods)**

#### **Volumetric Analysis by Titrimetric Method:**

Volumetric Analysis -Titration – Standard Solutions - Concentration of solutions -Indicators  
- Acid base indicators - Selection of indicators – Endpoint of titration- Neutralization-  
Harness of water

#### **List of experiments:**

1. Preparation of primary standard solution.
2. Estimation of hydrochloric acid by using standard basic solution
3. Estimation of sodium hydroxide by using standard acidic solution.
4. Standardisation of disodium salt of EDTA using standard magnesium sulphate solution.
5. Determination of total hardness of water sample by EDTA method.

## **Specific Learning Outcomes**

### **Upon completion of the course, the student will have ability to**

1. Prepare standard sodium carbonate solution and dilute to desired concentration.
2. Estimate hydrochloric acid present given volume of solution by using standard sodium carbonate solution.
3. Estimate sodium hydroxide present in the given volume of solution by using standard hydrochloric acid solution.
4. Standardisation of disodium salt of EDTA using standard magnesium sulphate solution.
5. Determine the total hardness of water sample by using 0.02N disodium salt of EDTA solution.

## **Reference Books:**

1. Vogel's Inorganic Qualitative and Quantitative Analysis.
2. Practical chemistry by O.P. Pande & others.
3. Intermediate Chemistry Lab manual- Telugu academy ( Telangana state)

Scheme of Valuation for SEE		
Sl. No.	Particulars	MARKS
1	Identification of apparatus/equipment/chemical compounds/tools/etc.	2
2	Writing Principle and Procedure	5
3	Experiment and Observations	6
4	Calculation and Results	4
5	Viva-voice	3
Total		20

**BOARD DIPLOMA EXAMINATION, (C-24)**  
**MIDSEM – I**  
**FIRST SEMESTER EXAMINATION**  
**SC-109 - BASIC SCIENCE LAB**

**TIME: 1 Hour**

**TOTAL MARKS: 20**

---

- Instructions:** (1) Answer both PART-A AND PART-B on separate answer sheets.
- (2) Each question carries **TEN** marks.

**PART-A (PHYSICS LAB)**

**Perform ONE experiment allotted by the examiner.**

1 x 10 = 10

1. Determine the thickness of given glass plate using Screw gauge.
2. Find the cross sectional area of given wire using Screw gauge.
3. Verify parallelogram law of forces.
4. Verify triangle law of forces.

**PART-B (CHEMISTRY LAB)**

**Perform ONE experiment allotted by the examiner.**

1 x 10 = 10

1. Prepare 250ml of 0.05M sodium carbonate solution.
2. Estimate the amount of hydrochloric acid present in 500ml of the given solution using 0.02M sodium carbonate solution.
3. Estimate the amount of hydrochloric acid present in 250ml of the given solution using 0.05M sodium carbonate solution.

**BOARD DIPLOMA EXAMINATION, (C-24)**  
**MIDSEM – II**  
**FIRST SEMESTER EXAMINATION**  
**SC-109 - BASIC SCIENCE LAB**

**TIME: 1 Hour**

**TOTAL MARKS: 20**

---

**Instructions:** (1) Answer both PART-A AND PART-B on separate answer sheets.

(2) Each question carries **TEN** marks.

**PART-A (PHYSICS LAB)**

***Perform ONE experiment allotted by the examiner.***

1 x 10 = 10

1. Determine the coefficient of friction between wooden surface and wooden block.
2. Determine the coefficient of friction between glass surfaces and wooden block.
3. Determine coefficient of viscosity of water using capillary method.

**PART-B (CHEMISTRY LAB)**

***Perform ONE experiment allotted by the examiner.***

1 x 10 = 10

1. Estimate the amount of NaOH present in 500 ml solution using 0.02M HCl solution
2. Estimate the amount of NaOH present in 750ml solution using 0.02M HCl solution
3. Find out the Normality of EDTA solution using 0.02N MgSO<sub>4</sub> solution

**BOARD DIPLOMA EXAMINATION, (C-24)**  
**SEMESTER END EXAMINATION**  
**FIRST SEMESTER EXAMINATION**  
**SC-109 - BASIC SCIENCE LAB**

Time: 2 Hours]

[Total Marks: 40

---

**Instructions:** (1) Answer both PART-A AND PART-B on separate answer sheets.  
(2) Each question carries **TWENTY** marks.

**PART-A (PHYSICS LAB)**

**Perform ONE experiment allotted by the examiner.**

1 x 20 = 20

1. Determine the thickness of given glass plate using Screw gauge.
2. Find the cross sectional area of given wire using Screw gauge.
3. Verify parallelogram law of forces.
4. Verify triangle law of forces.
5. Determine the coefficient of friction between wooden surface and wooden block.
6. Determine the coefficient of friction between glass surfaces and wooden block.
7. Determine coefficient of viscosity of water using capillary method.
8. Verify Boyle's law using Quill tube.

**PART-B (CHEMISTRY LAB)**

**Perform ONE experiment allotted by the examiner.**

1 x 20 = 20

1. Prepare 250ml of 0.05M sodium carbonate solution.
2. Estimate the amount of hydrochloric acid present in 500ml of the given solution using 0.02M sodium carbonate solution.
3. Find the Molarity and estimate the amount of NaOH present in 100ml of the given solution using 0.01M HCl solution.
4. Find out the Normality of EDTA solution using 0.02N  $\text{MgSO}_4$  solution
5. Determine the total hardness of the given water sample using 0.02N EDTA solution.

## CS-110-COMPUTER FUNDAMENTALS LAB

Course Title:	Computer Fundamentals Lab	Course Code	CS-110
Semester	I Semester	Course Group	Practical
Teaching Scheme in Periods (L:T:P)	1:0:2	Credits	1.25
Methodology	Lecture + Tutorials	Total Contact Periods	45
CIE	60 Marks	SEE	40 Marks

**Pre-requisite:** The students should have basic knowledge of English

**Pre-requisite:** The students should have basic knowledge of using computer

### COURSE OUTCOME

CO1	Creating and saving a document, Formatting of text in MS-WORD
CO2	Spell checking, Mail merging and Printing of Documents in MS-WORD
CO3	Creating and Saving a presentation, inserting text and pictures & Formatting the text and pictures, Slide transition and Animation effects in MS-POWER POINT
C04	Building Worksheet & Charts In Ms-Excel and Printing Of Worksheet
C05	Creating Database, Tables, Forms, Queries, Reports In Ms-Access

### Course Contents

#### Unit-I: Creating, saving a document, Formatting of text in MS-WORD Duration: 5 hrs

MS\_WORD - Creating and saving a document, Formatting of text

#### Unit-II: Spell checking, Mail merging and Printing of Documents in MS-WORD MS Word Duration: 10 hrs

MS-WORD - Spell Checking - Mail merging – Printing of Documents

#### Unit-III: Creating and saving a presentation in MS PowerPoint and Slide transition and Animation effects Duration: 10 hrs

MS-POWER POINT - Creating and saving a presentation - Inserting text and pictures - Formatting the text and pictures- MS-POWER POINT - Effects of slide transition - Animation effects - Slide show & views of slides

#### Unit-IV Building & Charts in MS-Excel and Printing Of Worksheet

**Duration: 10 hrs**

Building Worksheets – Building Charts, Printing EXCEL Worksheet

#### Unit-V Creating Database, Tables, Queries, Forms, Reports & Printing

**Duration: 10 hrs**

Creating Table, Viewing (ACCESS) – Creating Forms – Creating Queries and Viewing Database  
Creating of ACCESS Reports – Printing of ACCESS Tables, Forms, Reports

## **Specific Learning Outcomes:**

### **CO1: Creating and saving a document, Formatting of text in MS-WORD**

- 1.1 Demonstrate starting MS word.
- 1.2 Identify the word screen elements.
- 1.3 Identify the tool bars on the screen.
- 1.4 Demonstrate loading different tool bars for their functionality.
- 1.5 Identify the drop down menus of the main menu and their functionality.
- 1.6 Demonstrate creating a sample text.
- 1.7 Demonstrate text formatting.
- 1.8 Demonstrate page formatting.
- 1.9 Demonstrate selecting, deselecting the text from menu and Copying.
- 1.10 Demonstrate importing text from other packages.

### **CO2: Spell checking, Mail merging and Printing of Documents in MS-WORD**

- 2.1 Demonstrate search and replace of text.
- 2.2 Demonstrate spell checking.
- 2.3 Demonstrate creating tables.
- 2.4 Demonstrate mail merging of documents.
- 2.5 Demonstrate printing documents, merge printing of documents.
- 2.6 Demonstrate word procedure for importing figures, charts from other installed software.

### **CO2: Creating and Saving a presentation, inserting text and pictures & Formatting the text and pictures, Slide transition and Animation effects in MS-POWER POINT**

- 3.1 Demonstrate starting MS Power Point.
- 3.2 Identify the opening screen elements.
- 3.3 Identify the tool bars in the opening screen.
- 3.4 Demonstrate the selection of the methods of creating a new presentation.
- 3.5 Identify the different Auto Layouts of a slide.
- 3.6 Demonstrate creating a new slide
- 3.7 Demonstrate inserting a new slide.
- 3.8 Demonstrate slide transition effects.
- 3.9 Demonstrate a slide show.
- 3.10 Demonstrate animation effects.
- 3.11 Demonstrate creating an organization chart.
- 3.12 Identify the different slide views.

### **CO4: Building Worksheet & Charts In Ms-Excel and Printing Of Worksheet**

- 4.1 Start EXCEL from the start
- 4.2 Identify the various parts of the window.
- 4.3 Identify the tabs and groups in ribbon layout
- 4.4 Identify and customizing the quick access toolbar
- 4.5 Identify the office button and commands of the drop down menu.
- 4.6 Practice loading of the existing worksheet or create a new worksheet.
- 4.7 Practice entering into the worksheet.
- 4.8 Practice formatting the cells.
- 4.9 Practice formatting the texts in the cells.
- 4.10 Practice changing the height and width of the cells.
- 4.11 Practice freezing the rows, columns.
- 4.12 Practice splitting the screens.
- 4.13 Enter formulas into the cells.
- 4.14 Enter formulas with built in functions.
- 4.15 Create a range name for the cells for group operations.
- 4.16 Create graph for the data in the worksheet.



## **CO5: Creating Database, Tables, Forms, Queries, Reports In Ms-Access**

- 5.1 Practice loading Ms Access from the start menu.
- 5.2 Create a database table using Database Wizard.
- 5.3 Enter data into the table.
- 5.4 Edit data in the table.
- 5.5 View data from the database.
- 5.6 Design a query.
- 5.7 View data using the query.
- 5.8 Demonstrate creating Forms.
- 5.9 View the database through Forms.
- 5.10 Practice navigating through the database through Forms.
- 5.11 Practice creating Custom Form using Forms Wizard.
- 5.12 Practice creating Reports using the Report Wizard.
- 5.13 Practice printing the tables, forms and reports.

### **EXERCISES**

1. Create and save a document using MS WORD.
2. Format the Text document.
3. Change the page set-up and Insert Header/Footer.
4. Spell checking in the document.
5. Print the document.
6. Create main document and data file for mail merging.
7. Print the document with mail merging.
8. Create a table in the document.
9. Add row, column to a table.
10. Create and save a new presentation using MS Power Point.
11. Choose Auto Layout for a new slide.
12. Inserting text and pictures into a blank slide.
13. Inserting new slides into the presentation.
14. Applying slide transition effects.
15. Demonstrate a slide show.
16. Set animation to text and pictures in a slide.
17. Set the sounds, order and timing for animation.
18. Create and save a new work book in Excel
19. Operating Mouse to selecting tabs, groups, cells, group of cells
20. Entering and editing Data into Worksheet
21. Formatting the text in the cells
22. Formatting the numbers in the cells.
23. Changing the height and width of cells.
24. Freezing Titles, splitting screen
25. Enter formulae for calculation in the cells.
26. Copying the formula over a range of cells.
27. Inserting built-in functions in to the cells.
28. Create graphs for the data using Chart Wizard.
29. Practice Data Forms in Excel.
30. Printing of worksheet
31. Creating Tables using wizard in Access
32. Creating Tables using Design View in Access.
33. Entering Data into tables
34. Viewing the data in table.
35. Creating a new query using wizard.
36. Creating a new query using design view.
37. Viewing the data using a Select Query.
38. Updating the data in table using Update Query.

39. Linking two Tables on Relational Aspect.
40. Create forms using Form Wizard.
41. Create reports using Report Wizard.
42. Printing the tables, forms and reports

#### Suggested Student Activities

1. Student visits Library to refer to Manual for the specifications
2. Student inspects the available equipment in the Lab to identify the components
3. Visit nearby Industry to familiarize with fabrication techniques
4. Analyze the connections in the UPS available in the Institution facility
5. Quiz , Group discussion, Surprise test

#### RECOMMENDED BOOKS:

1. Teach yourself Office 2007 for Windows – Coray Sandler, Tom Badgett, Jan Weingarten, BPB Publications.
2. The ABC s of MS Office 2007– Guy Hard-Davis, BPB Publications.
3. Working in MS Office - Ran Mansfield, Tata McGraw Hill Publications.

#### Student E-Learning reference

1. <https://www.tutorialspoint.com/word/index.htm>
2. <https://www.tutorialspoint.com/powerpoint/index.htm>

#### CO-PO Mapping Matrix

	Basic and Discipline Specific Knowledge	Problem Analysis	Design/Development of Solutions	Engineering Tools, Experimentation and Testing	Engineering Practices for Society, Sustainability and Environment	Project Management	Lifelong Learning	Linked PO
CO	PO1	PO2	PO3	PO4	PO5	PO6	PO 7	PO
CO1	3	1						1,2
CO2	3	2	1					1,2,3
CO3	3	1						1,2
CO4	3	1	2	2				1,2,3,4
CO5	3	1	2	1				1,2,3,4

**MODEL QUESTION PAPERS**  
**STATE BOARD OF TECHNICAL EDUCATION & TRAINING:TS, HYDERABD**  
**CS-110 Computer Fundamentals Lab**  
**I-SEMESTER, MID -I MODEL PAPER**

TIME: 1 hr

MARKS: 20

ANSWER ANY ONE QUESTION.

EACH QUESTION CARRIES TWENTY MARKS. 20 x 1 = 20

1. Demonstrate Starting MS word and identify the word screen elements.
2. Draw and explain the groups and commands in Home tab under ribbon in Ms word.
3. Demonstrate text formatting in Ms word.
4. Demonstrate procedure for checking of spelling and grammar using dictionaries.
5. Demonstrate paragraph formatting in Ms word.
6. Draw and explain the groups and commands in page layout tab under ribbon in Ms word.
7. Demonstrate page formatting in Ms word.
8. Demonstrate procedure for creating Mail merging process in Ms word.
9. Demonstrate creating of table and adding rows and columns to the existing table in Ms word.
10. Demonstrate finding and replacing of text & searching for a bookmark.
11. Demonstrate starting of MS Power Point and identify the opening screen elements.
12. Draw and explain the groups and commands in Home tab under ribbon in MS Power Point.
13. Demonstrate different Auto Layouts of a Slide in MS Power Point.
14. Demonstrate Slide Transition effects in Ms Power Point.
15. Demonstrate different Animation effects in Ms Power Point.
16. Draw and explain the groups and commands in Animations tab under ribbon in MS Power Point.
17. Demonstrate different Slide views in MS Power Point.
18. Draw and explain the groups and commands in Review tab under ribbon in MS Power Point.
19. Demonstrate inserting and formatting of text and pictures in MS Power Point.

**MODEL QUESTION PAPERS**  
**STATE BOARD OF TECHNICAL EDUCATION & TRAINING: TS, HYDERABD**  
**CS-110 Computer Fundamentals Lab**  
**I -SEMESTER, MID -II MODEL PAPER**

TIME: 1 hr

MARKS: 20

ANSWER ANY ONE QUESTION.

EACH QUESTION CARRIES TWENTY MARKS.  $20 \times 1 = 20$

1. Write procedure to open Excel window and Draw and label the parts in Excel window.
2. Draw and Write about groups and commands under Formulas tab under the ribbon in MS- Excel.
3. Write procedure to format the text in the cells.
4. Write procedure to enter formulas with built in functions.
5. Write procedure for creating chart in MS-excel.
6. Write Procedure for formatting numbers in MS-Excel.
7. Write procedure for writing criteria and extract the data.
8. Write procedure for printing of a worksheet.
9. Write procedure for formatting of chart in Ms-excel.
10. Write procedure to jump to different workbooks & import worksheet from different workbook.
11. Write procedure to create a database.
12. Write procedure to create a table using design view.
13. Write procedure to create form using forms wizard.
14. Write procedure for creating reports using report wizard.
15. Write procedure for creating a Custom Form.
16. Write the procedure to create custom reports.
17. Write the procedure to print active sheet.
18. Write the procedure for Printing of reports.
19. Draw and explain the groups and commands in create tab under ribbon in Ms access.
20. Write the procedure for creating Filter by form.

**MODEL QUESTION PAPERS**  
**STATE BOARD OF TECHNICAL EDUCATION & TRAINING:TS, HYDERABD**  
**CS-110 Computer Fundamentals Lab**  
**I-SEMESTER, END SEMESTER MODEL PAPER**

TIME: 2hr

MARKS: 40

ANSWER ANY ONE QUESTION.

EACH QUESTION CARRIES TWENTY MARKS.

20 x 1 = 20

1. Write procedure for Creating and saving a document and draw and label the different parts of opening screen elements in Ms word.
2. Draw and explain the groups and commands in Home tab under ribbon in MS Power Point.
3. Write procedure for applying sounds, order, timing and effects of animation in a presentation.
4. Write procedure for character formatting in Ms word.
5. Draw and explain the groups and commands in Home tab under ribbon in Ms word.
6. Write procedure for creating main document and data file for mail merging.
7. Write procedure for page formatting in Ms word.
8. Write procedure for checking spelling and grammar using dictionary in Ms word.
9. Write procedure for printing of document in Ms word.
10. Draw and explain the groups and commands in Animations tab under ribbon in MS Power Point.
11. Write procedure to open Excel window and Draw and label the parts in Excel window.
12. Draw and Write about groups and commands under Formulas tab under the ribbon in MS- Excel.
13. Write procedure to format the text in the cells.
14. Write procedure to enter formulas with built in functions.
15. Write procedure for creating chart in MS-excel.
16. Write Procedure for formatting numbers in MS-Excel.
17. Write procedure for writing criteria and extract the data.
18. Write procedure for printing of a worksheet.
19. Write procedure for formatting of chart in Ms-excel.
20. Write procedure to jump to different workbooks & import worksheet from different workbook.
21. Write procedure to create a database.
22. Write procedure to create a table using design view.
23. Write procedure to create form using forms wizard.
24. Write procedure for creating reports using report wizard.
25. Write procedure for creating a Custom Form.
26. Write the procedure to create custom reports.
27. Write the procedure to print active sheet.
28. Write the procedure for Printing of reports.
29. Draw and explain the groups and commands in create tab under ribbon in Ms Access.
30. Write the procedure for creating Filter by form.

**Record book: 10 marks**

**Viva-voce: 10 marks**